


\*The model shown is equipped with optional features.

## Specification



Model	LM3210A	Type_F	Type_R
Total length		124.06 in   315 cm	129.92 in   330 cm
Total width	During operation	144.49 in   367 cm	144.88 in   368 cm
	During transport	92.52 in   235 cm	92.91 in   236 cm
Total height	Roof	92.91 in   236 cm	93.31 in   237 cm
	Steering wheel	64.96 in   165 cm	65.35 in   166 cm
Weight (with ROPS, roof and empty fuel tank)		4,254.92 lb   1,930 kg	4,276.96 lb   1,940 kg
Minimum turning radius		125.98 in   320cm	
Engine	Model	Kubota V2403-CR-TE5B	
	Type	Vertical water-cooled 4-cycle diesel engine with turbocharger	
	Total displacement	148.51 cu.in.   2,434 cm <sup>3</sup> (2.424 L)	
	Maximum output	43.2 kW (58.7 PS)/2,400 rpm	

Operating width (Mowing width)	125.98 in   320 cm	
Operating height (Mowing height)	0.394 - 2.362 in   10-60 mm	0.669 - 2.677 in   17-68 mm
Blades	7	5
Drive	HST, 2WD/4WD selectable	
Speed (HST)	Forward	2WD: 0 - 9.63 mph   0 - 15.5 km/h
		4WD: 0 - 6.22 mph   0 - 10.0 km/h
	Reverse	0 - 3.73 mph   0 - 6.0 km/h
Efficiency	8.22 acres/hour   33,280 m <sup>2</sup> /h <small>(2WD: 8.08 mph x mowing width x 0.8) (2WD: 13.0 km/h x mowing width x 0.8)</small>	
Maximum inclination for operation	15 degrees	
Tire size	Front wheel	31 x 13.50 - 15   31 x 15.50 - 15
	Rear wheel	20 x 12.00 - 10
Tire pneumatic pressure	Front wheel	20.30 psi   140 kPa (1.4 kgf/cm <sup>2</sup> )
	Rear wheel	20.30 psi   140 kPa (1.4 kgf/cm <sup>2</sup> )

\* The factory default maximum engine rpm is 2,600 rpm. [GB/US]

### ⚠ Safety notes

- Read the Owner's Operating Manual and other training material carefully. Be familiar with the controls, safety signs and the proper use of equipment before operation.

### ♥ Assurance inspection

- Regular inspection of the machine ensures long-lasting superior performance and safety.
- There are parts of machine prone to wear and deterioration from long periods of use. Please consult with local dealer or distributor for proper inspection and maintenance schedule.

Your distributor or dealer

 株式会社 共栄社

**KYOEISHA CO., LTD.**

1-26, Miyuki-cho, Toyokawa-city,  
Aichi-pref, 442-8530 Japan  
TEL+81 533-84-1390 FAX+81 533-84-1220

[www.baroness.co.jp](http://www.baroness.co.jp)



- Content and designs provided here are subject to change without notice.
- Colors in print may slightly vary from actual colors.
- Catalog No: LM3210A-CA--USZ/21M-00-KES


**BARONESS**  
Quality on Demand

**BARONESS**  
Quality on Demand

## 5-Unit Reel Mower **LM3210A**



BARONESS is the global brand of Kyoisha Co. Ltd.



LM3210A is a heavy-duty mower equipped with the most durable and sharpest reel cutters created from an original steel combination and made exquisitely by proven craftsmanship and cutting edge manufacturing technologies. The LM3210A leaves a beautiful finished cut even in harsh working conditions. With a cutting width of 320cm, no. 1 in the industry for a front 5-unit reel mower, combined with a minimum turning radius of just 3.2m enables the LM3210A to cover vast fairway and rough areas. Climbing capacity is boosted by a Kubota large displacement turbo clean engine and original hydraulic circuit drive system, empowering an unmatched work performance on embankments. A mower that has it all - unparalleled power, high work efficiency and an aftercut that has a beautiful finish, equipped with all the functions suited for fairway and rough conditions; that is the "LM3210A".

5-Unit Reel Mower **LM3210A**

Quality on Demand

The model shown is the rough version/equipped with optional features.



Unparalleled power,  
high work efficiency,  
and beautiful finish.




5-Unit Reel Mower  
**LM3210A**

The model shown is the rough version/equipped with optional features.

# Lineup



# LM3210A features



## Razor sharp reel cutter

Baroness' reel cutters are made from an original steel combination to achieve the hardness and tenacity of Japanese swords. The hardness of the reel cutter and bedknife is designed to avoid countering. The precise mating surface increases the durability and life of both your reel and bedknife. Baroness' reel cutters are made with tested and proven craftsmanship along with cutting edge manufacturing technologies through 16 work processes, help maintain and provide healthy turfs unsusceptible to diseases.

## Damper arm system (patent pending)

Damper is installed in the up / down cylinders to reduce jumping of the cutting units. Cutting units follow undulations smoothly and are stabilized at high speeds, leaving a cleaner mowing finish than ever before.

## Tier 4 clean engine emission regulation compliant.

Equipped with Tier 4 emission regulation compliant, large displacement Kubota turbo engine. Our clean engine utilizes the latest technologies to address global environment issues while still achieving lower fuel consumption and better fuel economy while boasting unparalleled power.

## Comfortable operating area

All of the operator controls are configured on the right side of the driver's seat and positioned with ease of use, accessibility and function in mind. Amenities such as tilt steering, suspension seat with multiple adjustments and a cup holder allows for optimal operator comfort and reduce fatigue.

## Simple maintenance

Rear gull wing opening ensures easy access and room for maintenance. All cutting units can flip upwards for easy accessibility and maintenance.

## Lineup

The LM3210A can be outfitted to cut Fairways or Roughs giving the user options for better performance and a cleaner cut in varied areas and usage.

**5-Unit Reel Mower**  
**LM3210A**