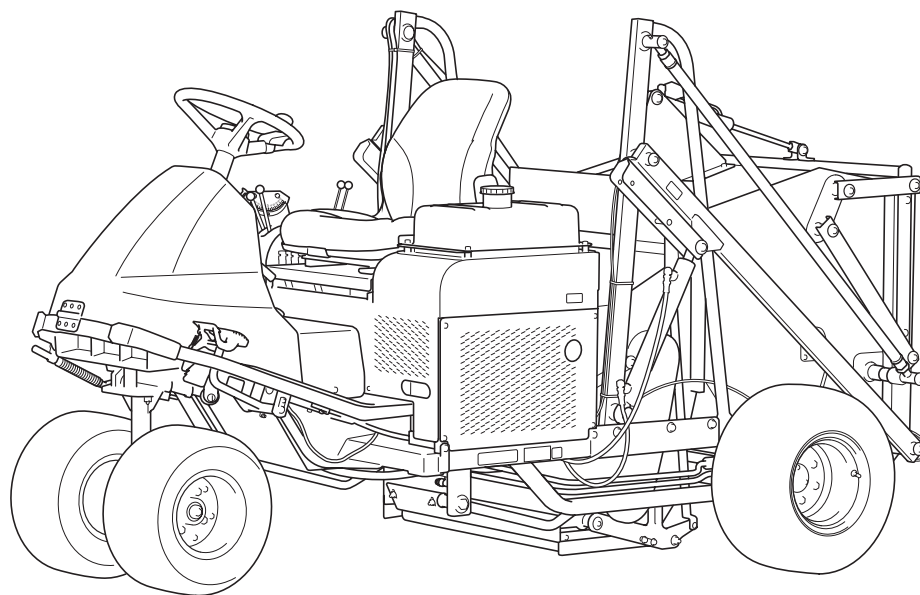


FS900

Riding Sweeper

Parts catalog



BARONESS[®]
Quality on Demand

Serial No. FS900 : 11059-

Ver.2.2

Greeting

Thank you for purchasing Baroness machine.

This machine has been shipped from the factory after comprehensive test runs and inspections. However, the optimum performance of the machine depends on how you use and maintain it, including routine inspections, adjustments, and fuel supplies before and after the operation.

We hope you will use the machine safely, and take advantage of its best performance.

Note

(For inquiry about this machine)

Since the type of machine may be changed sequentially, inform us of the type and the serial number.

The information described in this manual is subject to change without prior notice.

When replacing parts, be sure to use Baroness parts or parts designated by Kyo-eisha.

Note that the Baroness product warranty may not apply to defects caused by the use of parts from other companies.

(For ordering parts)

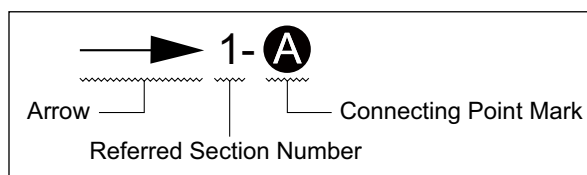
For prevention of delivery of wrong parts, be sure to inform us of the code number and the part name.

Example:	Code No.	Part Name	Qty
	K0200100002	WASHER, SPRING M10	8

<Indication of the connecting point shown on the other page>

(Example and description)


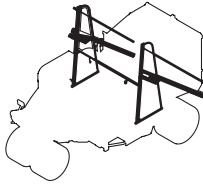
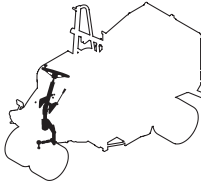
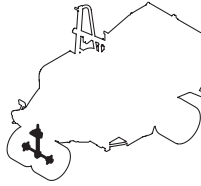
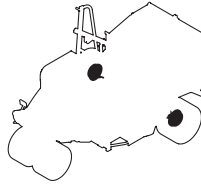
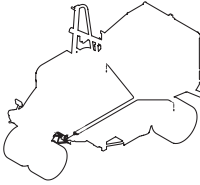
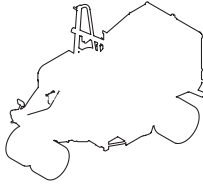
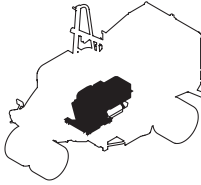
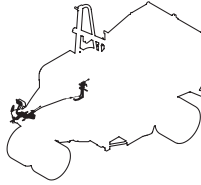
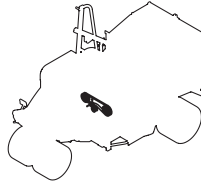
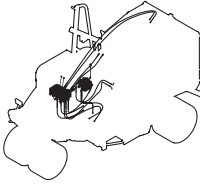
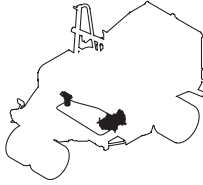
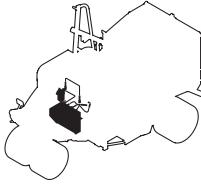
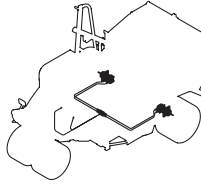
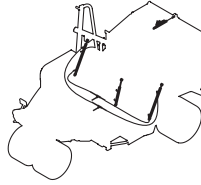
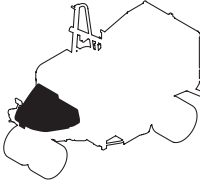
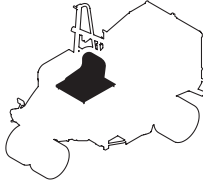
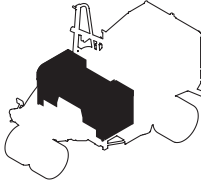
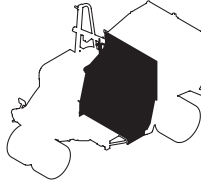
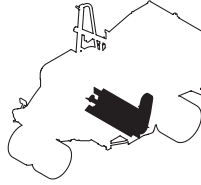
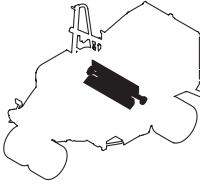
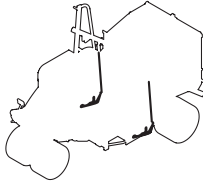
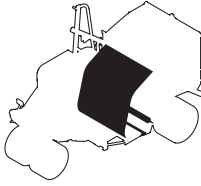
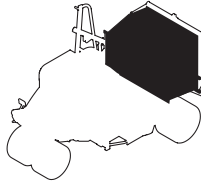
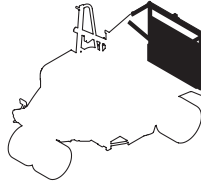
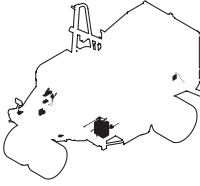
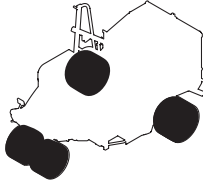
The following indication shows the connecting point of the part shown on the other page.

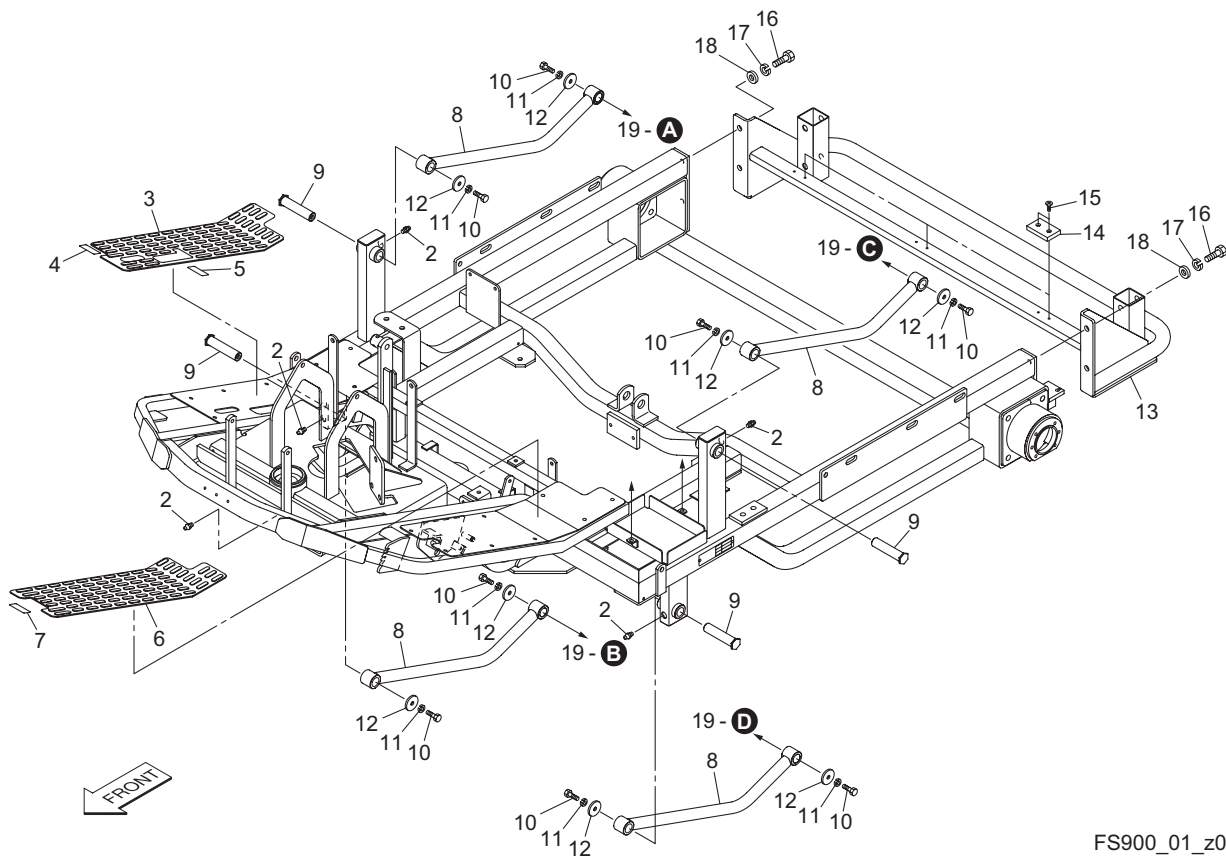


→ 1- **A** : Refer to the point **A** in the illustration of the section No.1

→ 2- **B** : Refer to the point **B** in the illustration of the section No.2

Contents

<p>1.Frame section AP2</p> 	<p>2.Frame section BP3</p> 	<p>3.Wheel section A (Steering)..... P4</p> 	<p>4.Wheel section B (Front wheel arm)..... P5</p> 	<p>5.Wheel section C (Rear wheel brake)...P6</p> 
<p>6.Engine & Transitions section A (Brake pedal) P7</p> 	<p>7.Engine & Transitions section B (Throttle lever) P8</p> 	<p>8.Engine & Transitions section C (Engine).... P9</p> 	<p>9.Engine & Transitions section D (Traveling pedal) P11</p> 	<p>10.Engine & Transitions section E (Tension lever) P13</p> 
<p>11.Hydraulic section A P14</p> 	<p>12.Hydraulic section B (Piston pump) P16</p> 	<p>13.Hydraulic section C (Hydraulic tank) P17</p> 	<p>14.Hydraulic section D (Orbit motor) P18</p> 	<p>15.Hydraulic section E (Cylinder).....P19</p> 
<p>16.Cover section A P21</p> 	<p>17.Cover section B (Seat) P22</p> 	<p>18.Cover section C P23</p> 	<p>19.Work Equipment & Bucket section A (Brush frame) P25</p> 	<p>20.Work Equipment & Bucket section B (Brush) P26</p> 
<p>21.Work Equipment & Bucket section C (Rotating plate) P27</p> 	<p>22.Work Equipment & Bucket section D (Roller bracket)..... P28</p> 	<p>23.Work Equipment & Bucket section E (Rear roller) P29</p> 	<p>24.Work Equipment & Bucket section F (Bucket)..... P30</p> 	<p>25.Work Equipment & Bucket section G (Bucket lid) P31</p> 
<p>26.Electrical section P32</p> 	<p>28.Rubber Tire section P34</p> 	<p>29.Accessories P35</p>	<p>30.Hydraulic Circuit P36</p>	

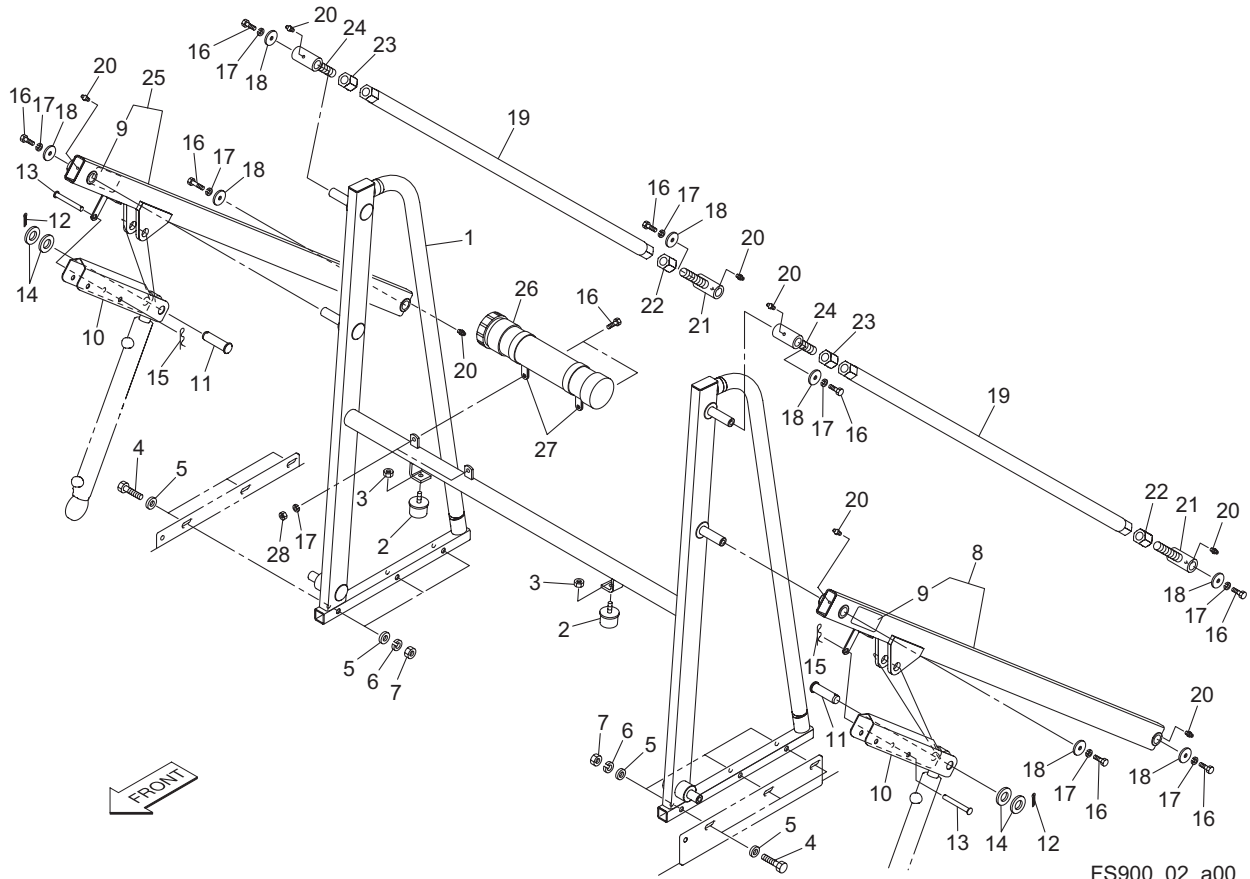


FS900_01_z02

Cat No.	Code No.	Part name	Qty	Remark	SN of application
1-1					
1-2	K1440000010	GREASE NIPPLE, STRAIGHT TYPE A	5		
1-3	SP05---0120Z0	MAT, STEP (RH)	1		
1-4	K4203001430	DECAL, FORWARD	1		
1-5	K4203001440	DECAL, BACKWARD	1		
1-6	SP05---0121Z0	MAT, STEP (LH)	1		
1-7	K4203001450	DECAL, BRAKE	1		
1-8	FS900--0105ZD	PIPE, LINKING BRUSH FRAME	4		
1-9	FS900--0106Z8	SHAFT	4		
1-10	K0000080202	BOLT, M8-20	8		
1-11	K0200080002	WASHER, SPRING M8	8		
1-12	K5012308352	WASHER, SPCC 2.3-8-35	8		
1-13	FS900--0103AD	BUMPER	1		
1-14	K4033000380	STOPPER, URETHAN RUBBER	3		
1-15	K0041050162	SCREW, + FLAT HEAD M5-16	6		
1-16	K0000120202	BOLT, M12-20	4		
1-17	K0200120002	WASHER, SPRING M12	4		
1-18	K5000120002	WASHER, M12	4		

2. Frame section B

FS900

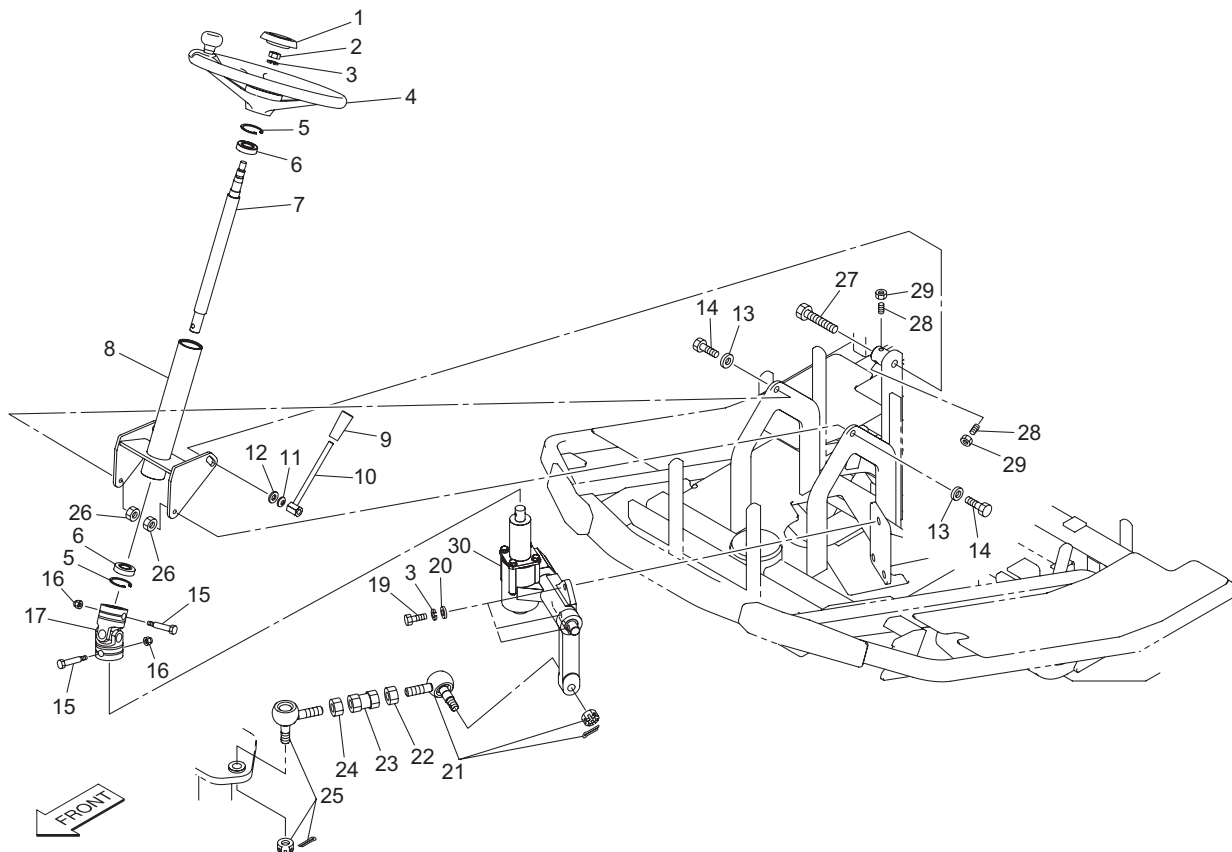


FS900_02_a00

Cat No.	Code No.	Part name	Qty	Remark	SN of application
2-1	FS900--0102AD	FRAME, BUCKET	1		
2-2	K4049050000	STOPPER, RUBBER KI-50	2		
2-3	K0100100002	NUT, M10	2		
2-4	K0010120602	BOLT, HT M12-60	6		
2-5	K5000120002	WASHER, M12	12		
2-6	K0200120002	WASHER, SPRING M12	6		
2-7	K0100120002	NUT, M12	6		
2-8	FS900--0130Z0	ARM COMP, BUCKET (LH)	1		
2-9	K4205001980	DECAL, CAUTION LOCKING	2		
2-10	K527000213R	CLAMPER, CYLINDER	2		
2-11	K6031200702	PIN, FLAT HEAD HT M20-70	2		
2-12	K0300040402	PIN, COTTER M4-40	2		
2-13	K6040100642	PIN, ROUND HEAD M10-64	2		
2-14	K5000200002	WASHER, M20	4		
2-15	K0361000008	PIN, SNAP KS M10	2		
2a-16	K0000080202	BOLT, M8-20	10		
2a-17	K0200080002	WASHER, SPRING M8	10		
2-18	K5012308352	WASHER, SPCC 2.3-8-35	8		
2-19	FS800--0133ZD	PIPE, ADJUSTING	2		
2-20	K1440000010	GREASE NIPPLE, STRAIGHT TYPE A	8		
2-21	K730300016D	SCREW, ADJUSTING BUCKET	2		
2-22	K0108200002	NUT, P1.5 M20-3	2		
2-23	K0187200002	NUT, LEFT-HANDED P1.5 M20-3	2		
2-24	K730300024D	SCREW, LH ADJ BUCKET	2		
2-25	FS900--0131Z0	ARM COMP, BUCKET (RH)	1		
2a-26	K5920000130	CASE, FOR MANUALS	1		
2a-27	LM331--1004ZD	BRACKET, OPERATION MANUAL CASE	2		
2a-28	K0100080002	NUT, M8	2		

3. Wheel section A (Steering)

FS900

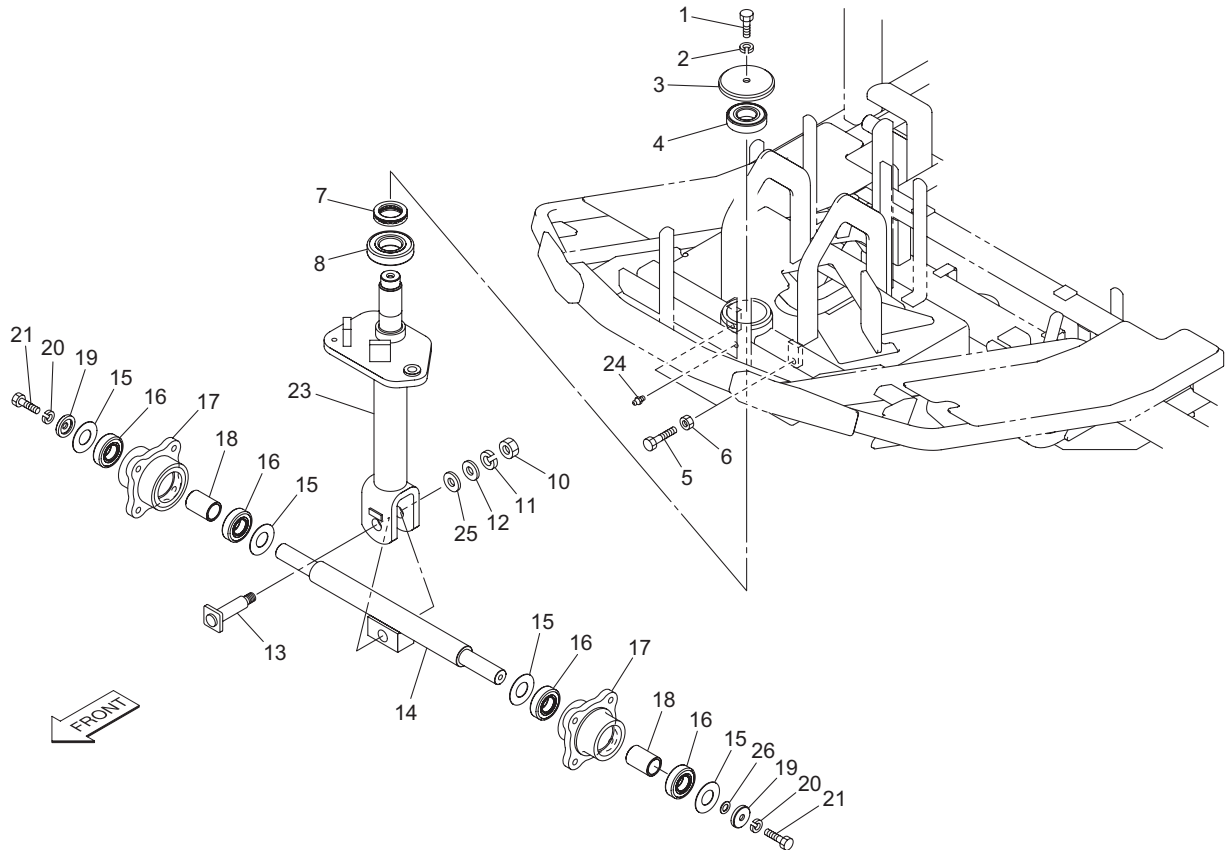


FS900_03_z01

Cat No.	Code No.	Part name	Qty	Remark	SN of application
3-1	K1310000130	CAP, RUBBER	1		
3-2	K0106120002	NUT, P1.25 M12	1		
3-3	K0200120002	WASHER, SPRING M12	4		
3-4	K1710000070	STEERING, W/KNOB V027220-0000	1		
3-5	K0402042001	RING, RETAINING R M42	2		
3-6	K0608060040	BEARING, BALL SEAL 2RS 6004	2		
3-7	FS900--0204A0	SHAFT, HANDLE	1		
3-8	FS900--0205CD	MOUNT, WHEEL SHAFT	1		
3-9	K1300000070	GRIP, RUBBER BLACK 9-22	1		
3-10	SP05---0206ZD	LEVER, TILT	1		
3-11	K0213120002	WASHER, DISK SPRING 1H M12	1		
3-12	K5073212352	WASHER, SPHC 3.2-12-35	1		
3-13	K5000100002	WASHER, M10	2		
3-14	K0000100252	BOLT, M10-25	2		
3-15	K6121000370	SHAFT, THREADED JOINT PIN M8-35	2		
3-16	K0144060002	NUT, W/F-RING M6	2		
3-17	K1620000090	JOINT, NC-20-00A-E	1		
3-18					
3-19	K0000120302	BOLT, M12-30	3		
3-20	K5000120002	WASHER, M12	3		
3-21	K1611000020	END ASSY, TIE-ROD LEFT-HANDED MALE (LH)	1		
3-22	K0160000202	NUT, LEFT-HANDED SPECIAL P1.5 M17	1		
3-23	FS900--0211ZD	ROD	1		
3-24	K0160000192	NUT, SPECIAL P1.5 M17	1		
3-25	K1610000020	END ASSY, TIE-ROD MALE (RH)	1		
3-26	K0100100002	NUT, M10	2		
3-27	K0000120702	BOLT, M12-70	1		
3-28	K0023080151	SETSCREW, M8-15	2		
3-29	K0100080002	NUT, M8	2		
3-30	K1740000020	GEARBOX, STEERING	1		

4. Wheel section B (Front wheel arm)

FS900

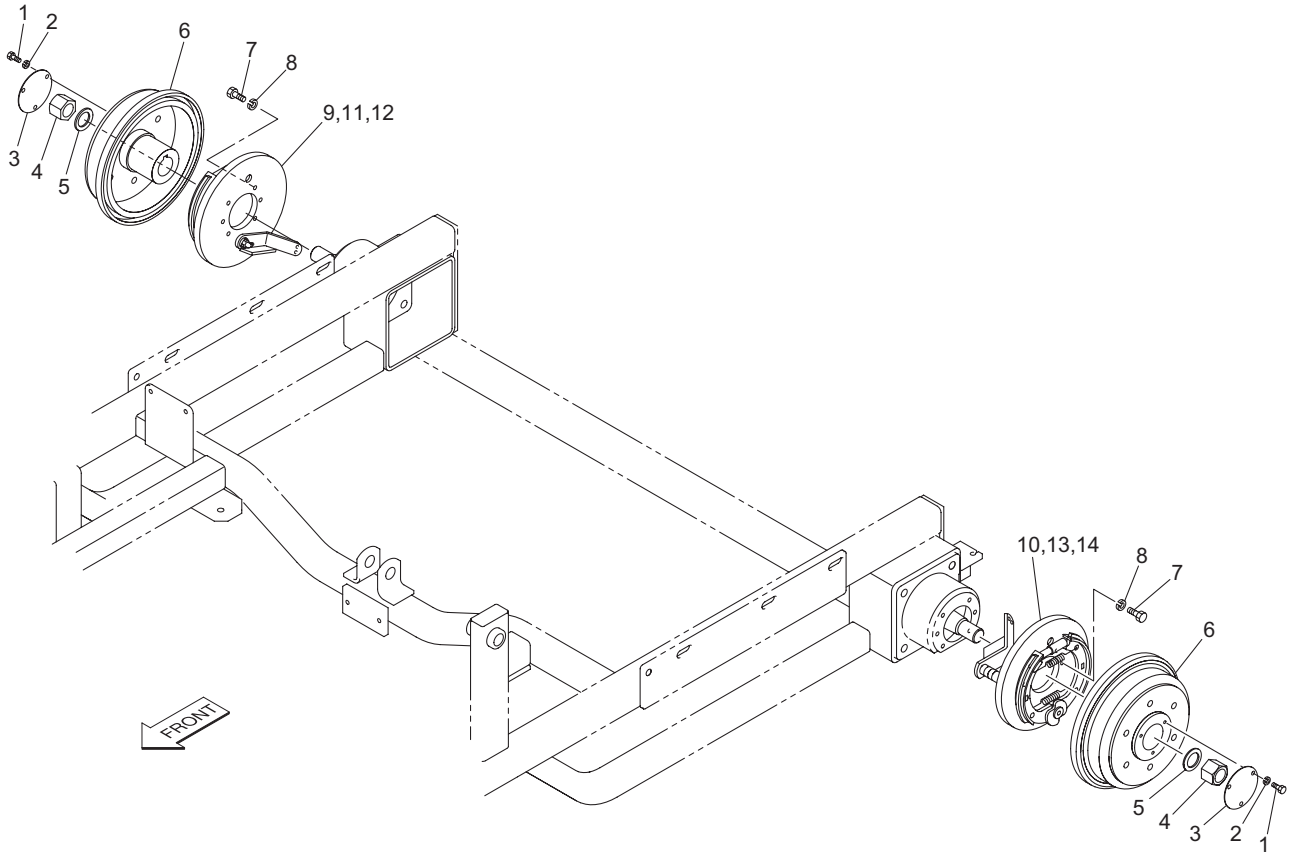


FS900_04_z04

Cat No.	Code No.	Part name	Qty	Remark	SN of application
4-1	K0010100252	BOLT, HT M10-25	1		
4-2	K0200100002	WASHER, SPRING M10	1		
4-3	K620400053D	COVER, FOR BEARING	1		
4-4	K0612062060	BEARING, BALL SEAL 2RD 6206	1		
4-5	K0010100502	BOLT, HT M10-50	2		
4-6	K0100100002	NUT, M10	2		
4-7	K0640511070	BEARING, BALL THRUST 51107	1		
4-8	K0608062070	BEARING, BALL SEAL 2RS 6207	1		
4-9					
4-10	K0100140002	NUT, M14	1		
4-11	K0200140002	WASHER, SPRING M14	1		
4-12	K5074514322	WASHER, SPHC 4.5-14-32	1		
4-13	K7147000278	PIN, 61 W/M14 THREADED	1		
4-14	FS900--0202ZD	SHAFT, CONNECTING WHEEL	1		
4-15	K5051025520	WASHER, C5191P 1-25-52	4		
4-16	K0612062050	BEARING, BALL SEAL 2RD 6205	4		
4-17	FS900--0203A2	HOUSING, FRONT WHEEL	2		
4-18	K6212001712	COLLAR, STKM 25.2-32-46.2	2		
4-19	FS900--0206A2	WASHER, CLAMPING WHEEL	2		
4-20	K0200120002	WASHER, SPRING M12	2		
4-21	K0011120252	BOLT, HT P1.5 M12-25	2		
4-22					
4-23	FS900--0218ZD	ARM, FRONT WHEEL	1		
4-24	K1440000010	GREASE NIPPLE, STRAIGHT TYPE A	1		
4-25	K5011020282	WASHER, SPCC 1-20-28	0-1	for adjustment	
4-26	K5011012202	WASHER, SPCC 1-12-20	1	for adjustment	10602-11030

5. Wheel section C (Rear wheel brake)

FS900

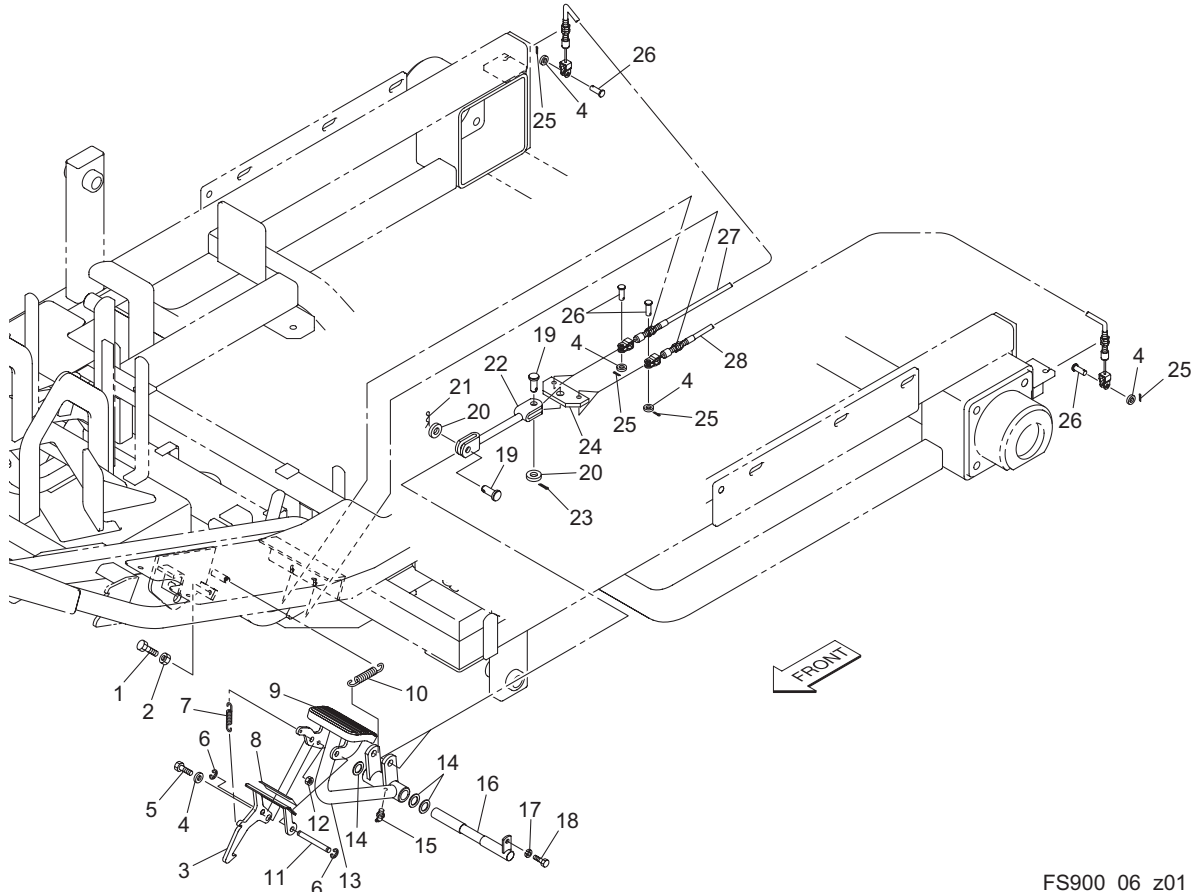


FS900_05_z01

Cat No.	Code No.	Part name	Qty	Remark	SN of application
5-1	K0000060102	BOLT, M6-10	6		
5-2	K0200060002	WASHER, SPRING M6	6		
5-3	K517000012D	PLATE, SPCC BOLT COVER	2		
5-4	K0160000492	NUT, SPECIAL P1.5 M24	2		
5-5	K0214240001	WASHER, DISK SPRING 2L M24	2		
5-6	K6909000232	MOUNT, WHEEL	2		
5-7	K0000080152	BOLT, M8-15	12		
5-8	K0200080002	WASHER, SPRING M8	12		
5-9	K1720000210	BRAKE ASSY, W/LEVER (RH)	1		
5-10	K1720000200	BRAKE ASSY, W/LEVER (LH)	1		
5-11	P741-8005-00	SHOE, BRAKE	1		
5-12	P741-8007-00	SHOE, BRAKE	1		
5-13	P741-8006-01	SHOE, BRAKE	1		
5-14	P741-8008-00	SHOE, BRAKE	1		

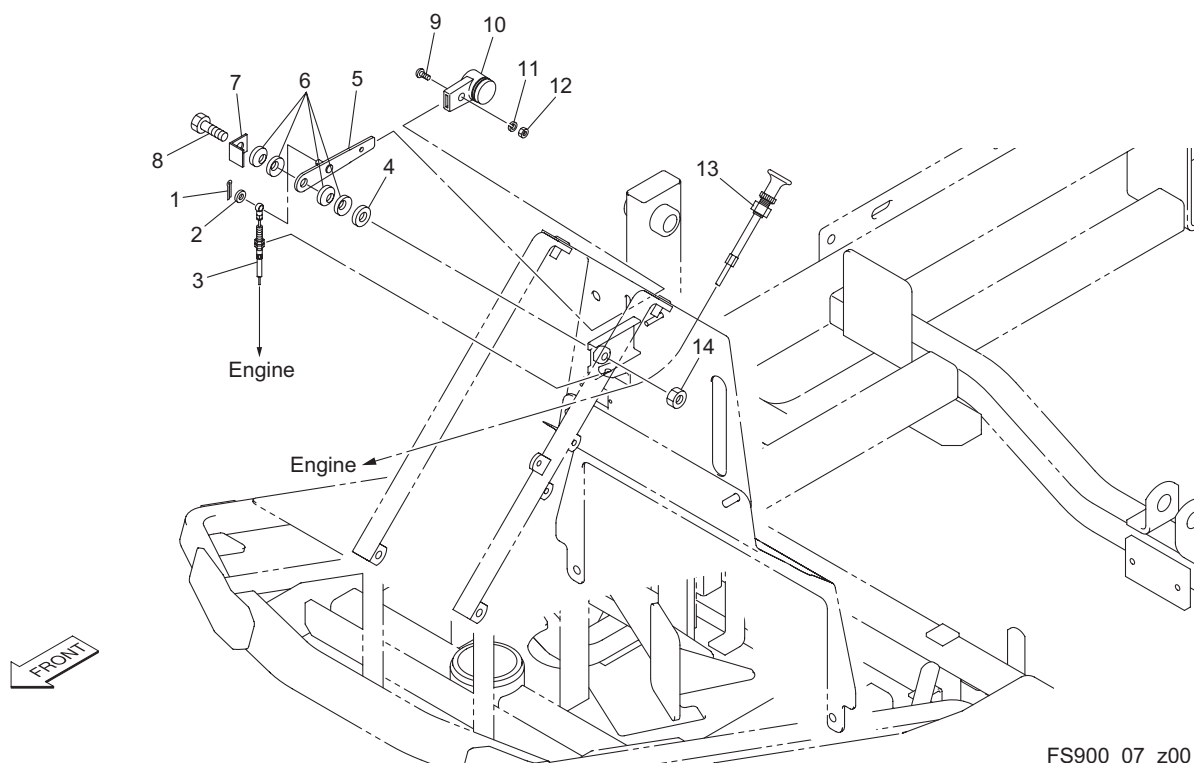
6. Engine & Transitions section A (Brake pedal)

FS900



FS900_06_z01

Cat No.	Code No.	Part name	Qty	Remark	SN of application
6-1	K0000080302	BOLT, M8-30	1		
6-2	K0100080002	NUT, M8	1		
6-3	FS900--0309ZD	PEDAL, LOCKING BRAKE PEDAL	1		
6-4	K5000060002	WASHER, M6	5		
6-5	K0000060202	BOLT, M6-20	1		
6-6	K0400006002	RING, RETAINING E M6	2		
6-7	K1030000108	SPRING, W/U HOOK M1.2-9.4-35	1		
6-8	SP160E-3412Z0	SHEET, NONSKID FOR PEDAL	1		
6-9	K4050000050	RUBBER, FOR PEDAL 70100	1		
6-10	K1030000048	SPRING, W/U HOOK M2-14-80	1		
6-11	SP160E-3411Z2	SHAFT, 8-78	1		
6-12	K0100060002	NUT, M6	1		
6-13	FS900--0308AD	PEDAL, BRAKE	1		
6-14	K5051016240	WASHER, C5191P 1-16-24	3		
6-15	K1440000020	GREASE NIPPLE, 90 TYPE C	1		
6-16	FS900--0310Z2	SHAFT, BRAKE PEDAL	1		
6-17	K0200060002	WASHER, SPRING M6	1		
6-18	K0000060152	BOLT, M6-15	1		
6-19	K6031100258	PIN, FLAT HEAD HT M10-25	2		
6-20	K5000100002	WASHER, M10	2		
6-21	K0331000008	PIN, SNAP M10	1		
6-22	FS900--0303ZD	METAL, CONNECTING	1		
6-23	K0302025250	PIN, COTTER SUS M2.5-25	1		
6-24	SP05---0222Z2	FITTING, BRAKE WIRE	1		
6-25	K0300020202	PIN, COTTER M2-20	4		
6-26	K6031060172	PIN, FLAT-HEAD HT M6-17	4		
6-27	K1120235000	WIRE, BRAKE 2350	1		
6-28	K1120175000	WIRE, BRAKE 1750	1		

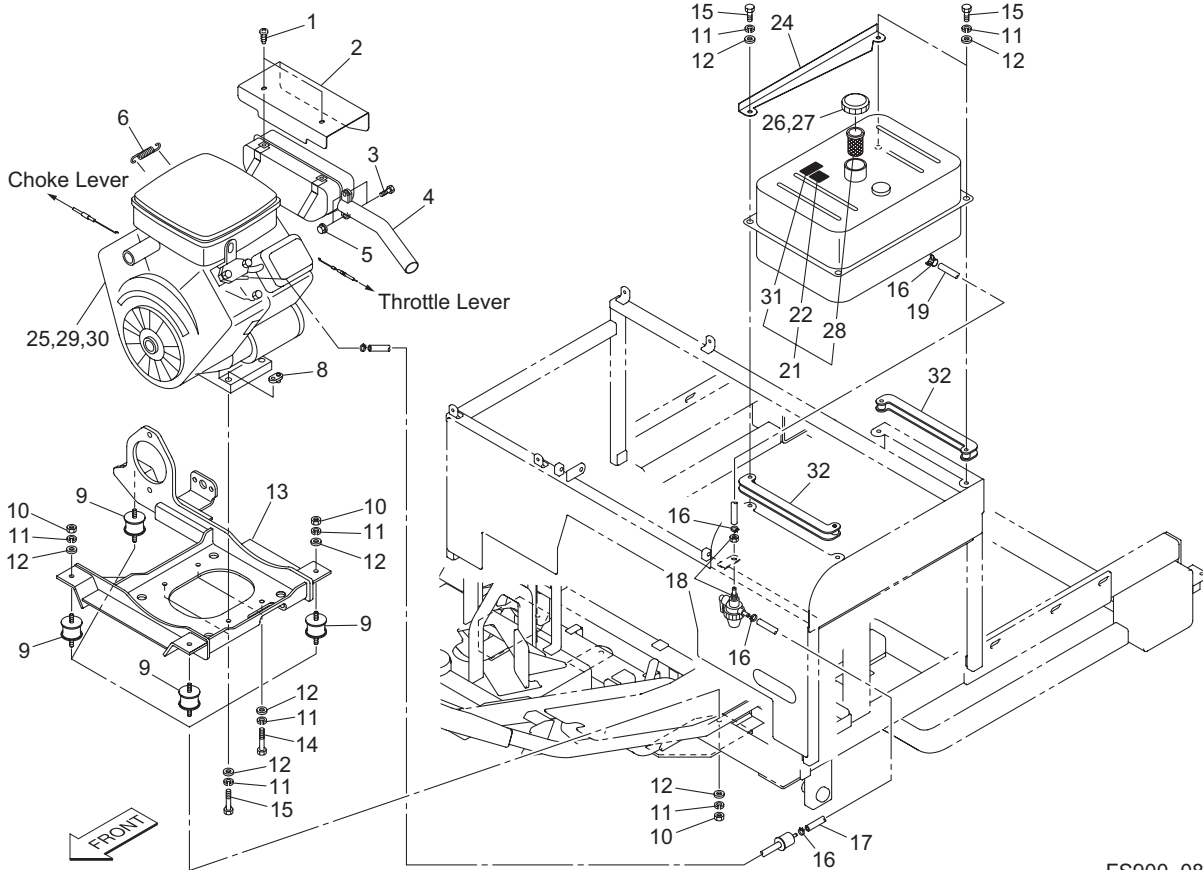


FS900_07_z00

Cat No.	Code No.	Part name	Qty	Remark	SN of application
7-1	K0300016122	PIN, COTTER M1.6-12	1		
7-2	K5000060002	WASHER, M6	1		
7-3	K1110143000	WIRE, THROTTLE 1430	1		
7-4	K5000100002	WASHER, M10	1		
7-5	SP05---0340ZD	LEVER, THROTTLE	1		
7-6	K0212100001	WASHER, DISK SPRING 1L M10	4		
7-7	SP05---0341Z2	PLATE, RETAINING	1		
7-8	K0000100402	BOLT, M10-40	1		
7-9	K0042050082	SCREW, + ROUND HEAD M5-8	1		
7-10	K1301000150	GRIP, PLASTIC THROTTLE LEVER	1		
7-11	K0200050002	WASHER, SPRING M5	1		
7-12	K0100050002	NUT, M5	1		
7-13	K1100175400	WIRE, CHOKE 1754	1		
7-14	K0100100002	NUT, M10	1		

8. Engine & Transitions section C (Engine)

FS900

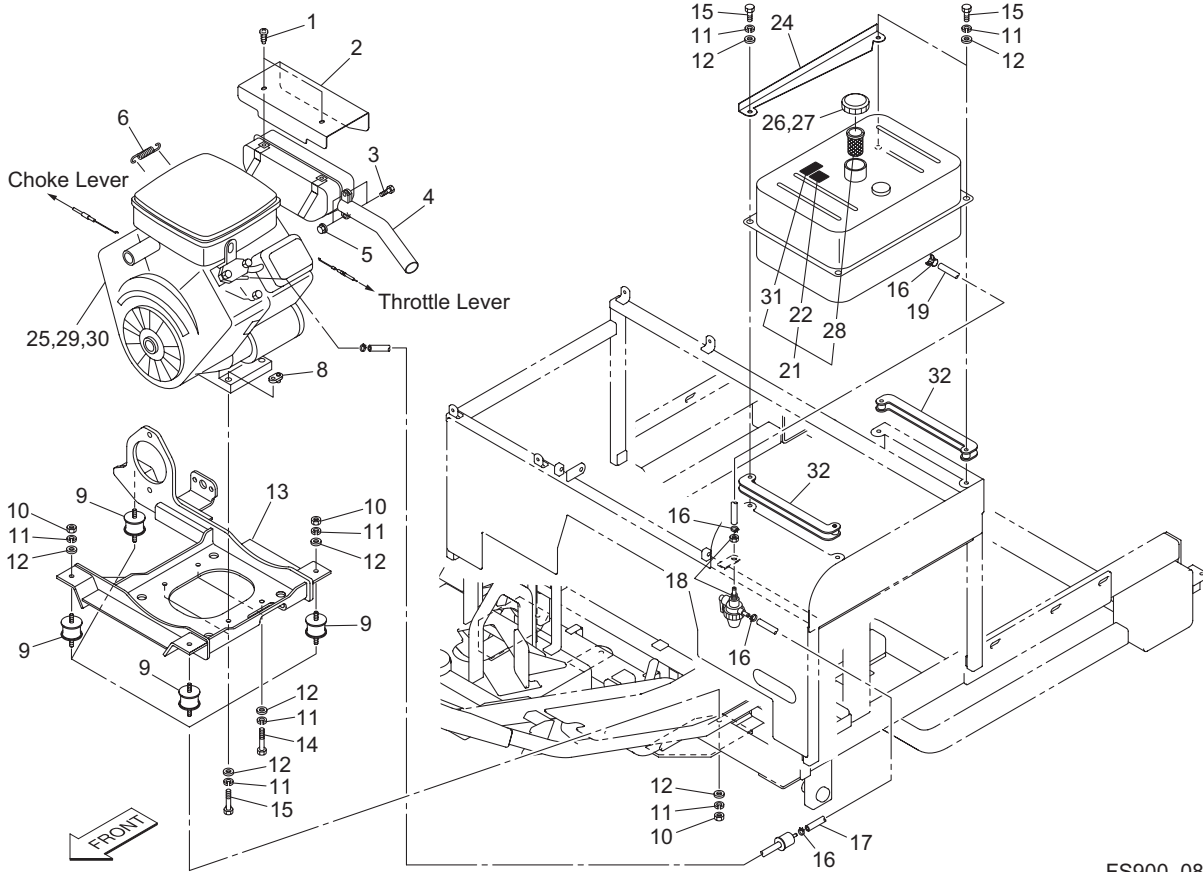


FS900_08_z05

Cat No.	Code No.	Part name	Qty	Remark	SN of application
8-1	K0069000112	SCREW, 6+ TRUSS TAP (TYPE 3-12)	2		
8-2	FS900--0302Z0	COVER, MUFFLER	1		
8-3	K0000080252	BOLT, M8-25	2		
8-4	FS900--0301AU	PIPE, MUFFLER	1		
8-5	K0144080002	NUT, W/F-RING M8	2		
8-6	K1020000208	SPRING, W/ROUND HOOK M1.6-16.6-65.2	1		
8-7					
8-8	SP05---0309Z2	MOUNT, ENGINE	4		
8-9	K4040000130	RUBBER, VIBRATION PROOF EA4006	4		
8-10	K0100080002	NUT, M8	8		
8-11	K0200080002	WASHER, SPRING M8	16		
8-12	K5000080002	WASHER, M8	16		
8-13	SP05---0301ZD	BASE, ENGINE	1		
8-14	K0000080502	BOLT, M8-50	2		
8-15	K0000080402	BOLT, M8-40	6		
8-16	K4260000150	CLAMP, HOSE 12	4		
8-17	FS900--0305Z0	HOSE, FUEL 200	1		
8-18	K3420000060	STRAINER, FUEL COCK 22	1		
8-19	FS900--0306Z0	HOSE, FUEL 420	1		
8-20					
8-21	FS900--0312Z0	TANK COMP, 20L	1		
8-22	K4209001310	DECAL, LEAD-FREE GASOLINE	1		
8-23					
8-24	FS900--0509ZR	PLATE, GUIDE	1		
8-25	PL492932S	FILTER, OIL	1		
8-26	Y183131-55061	CAP, YGW150SS FOR FUEL TANK 16	1		
8-27	Y183131-55051	PACKING, YGW140S FOR FUEL TANK 16	1		
8-28	Y105372-55100	STRAINER FOR FUEL TANK 16	1		
8-29	PL792015	PLUG, CHAMPION XC92YC	1		
8-30	K2680000600	ENGINE, VANGUARD 356447-0706-B5	1		

8. Engine & Transitions section C (Engine)

FS900

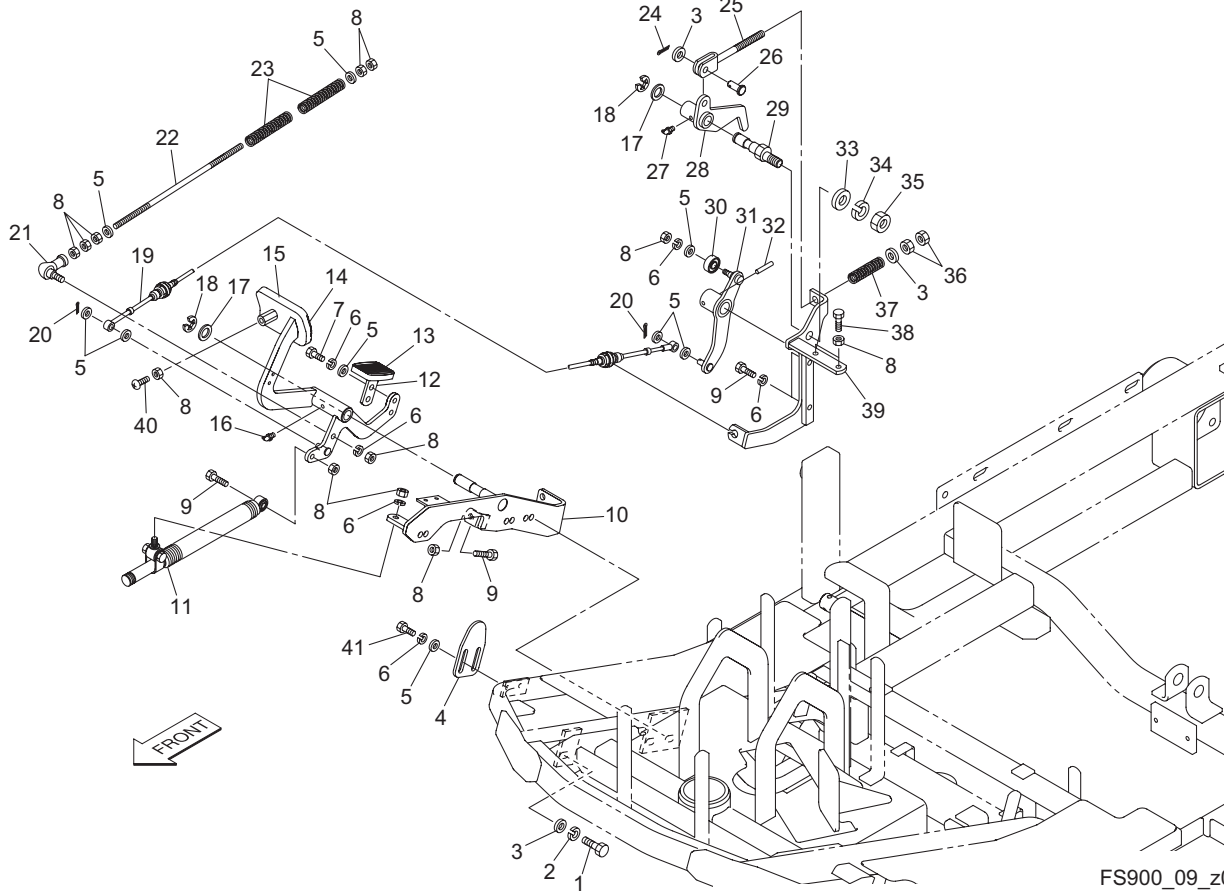


FS900_08_z05

Cat No.	Code No.	Part name	Qty	Remark	SN of application
8-31	K4205001940	DECAL, DANGER "NO FIRE"	1		
8-32	FS900--0311ZR	BASE, TANK	2		
8-33					
8-34					

9. Engine & Transitions section D (Traveling pedal)

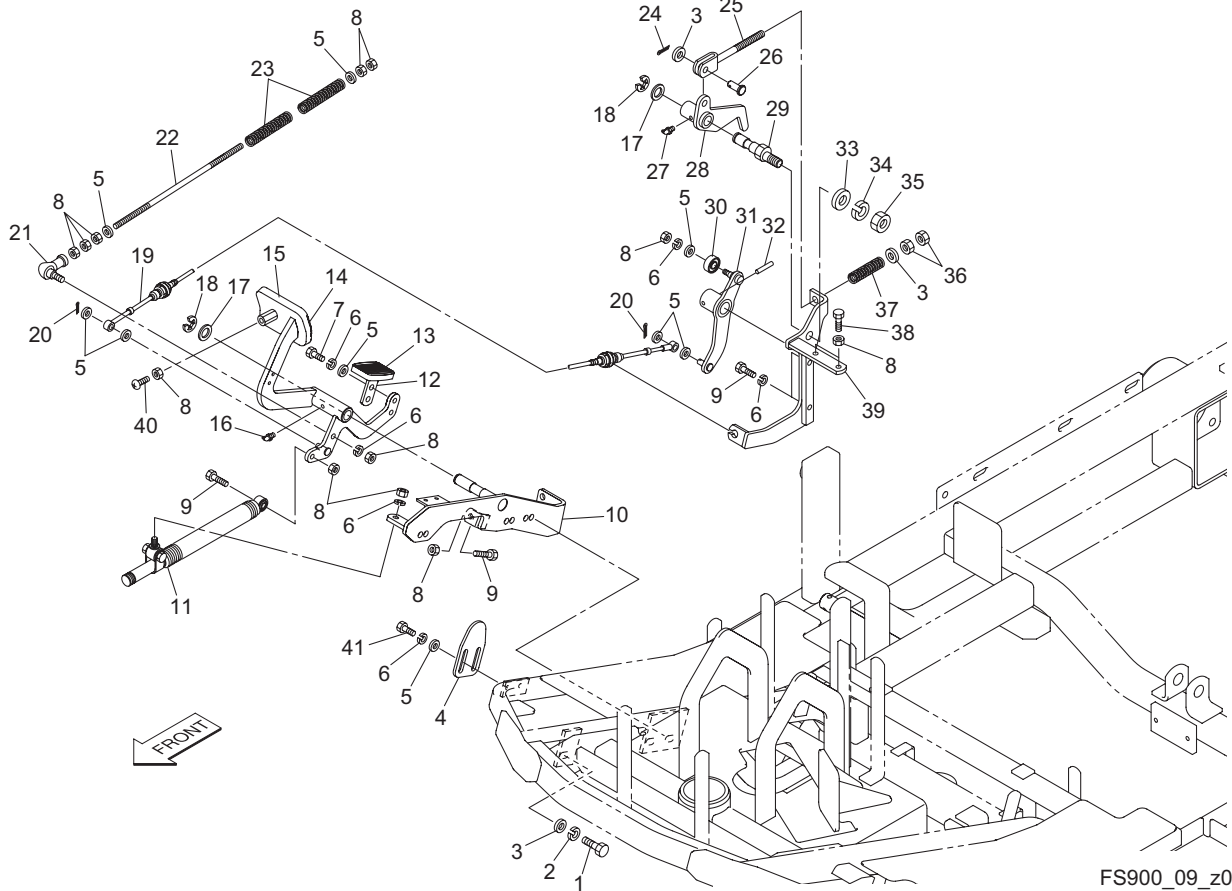
FS900



Cat No.	Code No.	Part name	Qty	Remark	SN of application
9-1	K0000100202	BOLT, M10-20	3		
9-2	K0200100002	WASHER, SPRING M10	3		
9-3	K5000100002	WASHER, M10	5		
9-4	SP05---0324ZD	PLATE, ADJUSTING SPEED	1		
9-5	K5000080002	WASHER, M8	11		
9-6	K0200080002	WASHER, SPRING M8	9		
9-7	K0000080152	BOLT, M8-15	2		
9-8	K0100080002	NUT, M8	13		
9-9	K0000080302	BOLT, M8-30	4		
9-10	SP05---0321ZD	FULCRUM, TRAVELING PEDAL	1		
9-11	K3380000030	DAMPER	1		
9-12	SP05---0322AD	PEDAL, REVERSE	1		
9-13	K4050000020	RUBBER, FOR PEDAL 4560	1		
9-14	K4050000050	RUBBER, FOR PEDAL 70100	1		
9-15	SP05---0320ZD	PEDAL, TRAVELING	1		
9-16	K1440000020	GREASE NIPPLE, 90 TYPE C	1		
9-17	K5051016240	WASHER, C5191P 1-16-24	2		
9-18	K0400012002	RING, RETAINING E M12	2		
9-19	K1160075510	CABLE, PUSH-PULL 755	1		
9-20	K0300020202	PIN, COTTER M2-20	2		
9-21	K1608080000	JOINT, SPHERICAL SQ8	1		
9-22	SP05---0323Z2	ROD, PEDAL NEUTRAL	1		
9-23	K1000000718	SPRING, COMPRESSION M2.3-15.6-80	2		
9-24	K0302025250	PIN, COTTER SUS M2.5-25	1		
9-25	K7303000092	ADJUSTER, LEVER	1		
9-26	K6031100258	PIN, FLAT HEAD HT M10-25	1		
9-27	K1440000030	GREASE NIPPLE, 67.5 TYPE B	1		
9-28	SP05---0332ZD	LEVER, NEUTRALIZING PUMP	1		
9-29	K6123000112	SHAFT, THREADED M14-95.5	1		
9-30	K0608006290	BEARING, BALL SEAL 2RS 629	1		

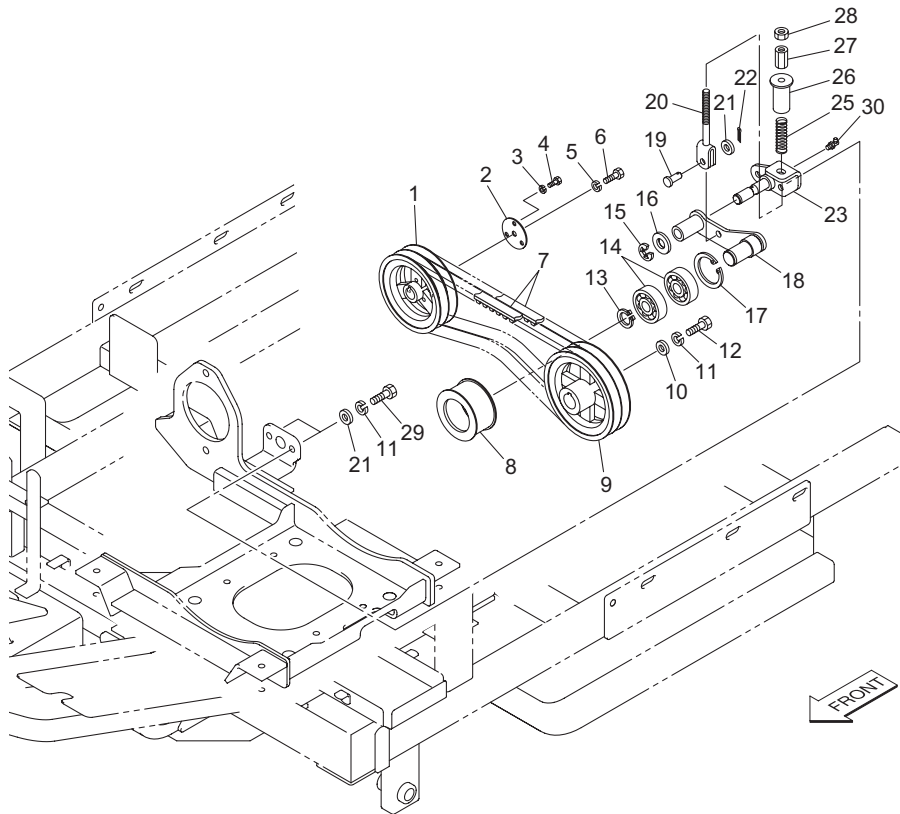
9. Engine & Transitions section D (Traveling pedal)

FS900



FS900_09_z02

Cat No.	Code No.	Part name	Qty	Remark	SN of application
9-31	SP05---0331ZD	LEVER, TRUNNION	1		
9-32	K0324060321	PIN, SPIRAL M6-32	1		
9-33	K5000140002	WASHER, M14	1		
9-34	K0200140002	WASHER, SPRING M14	1		
9-35	K0103140002	NUT, P1.5 M14	1		
9-36	K0100100002	NUT, M10	2		
9-37	K1000000048	SPRING, COMPRESSION M3.2-16.9-60	1		
9-38	K0000080252	BOLT, M8-25	4		
9-39	SP05---0330ZD	BRACKET, TRAVELING CABLE	1		
9-40	K0056080200	SCREW, SUS + TRUSS M8-20	1		
9-41	K0000080202	BOLT, M8-20	2		

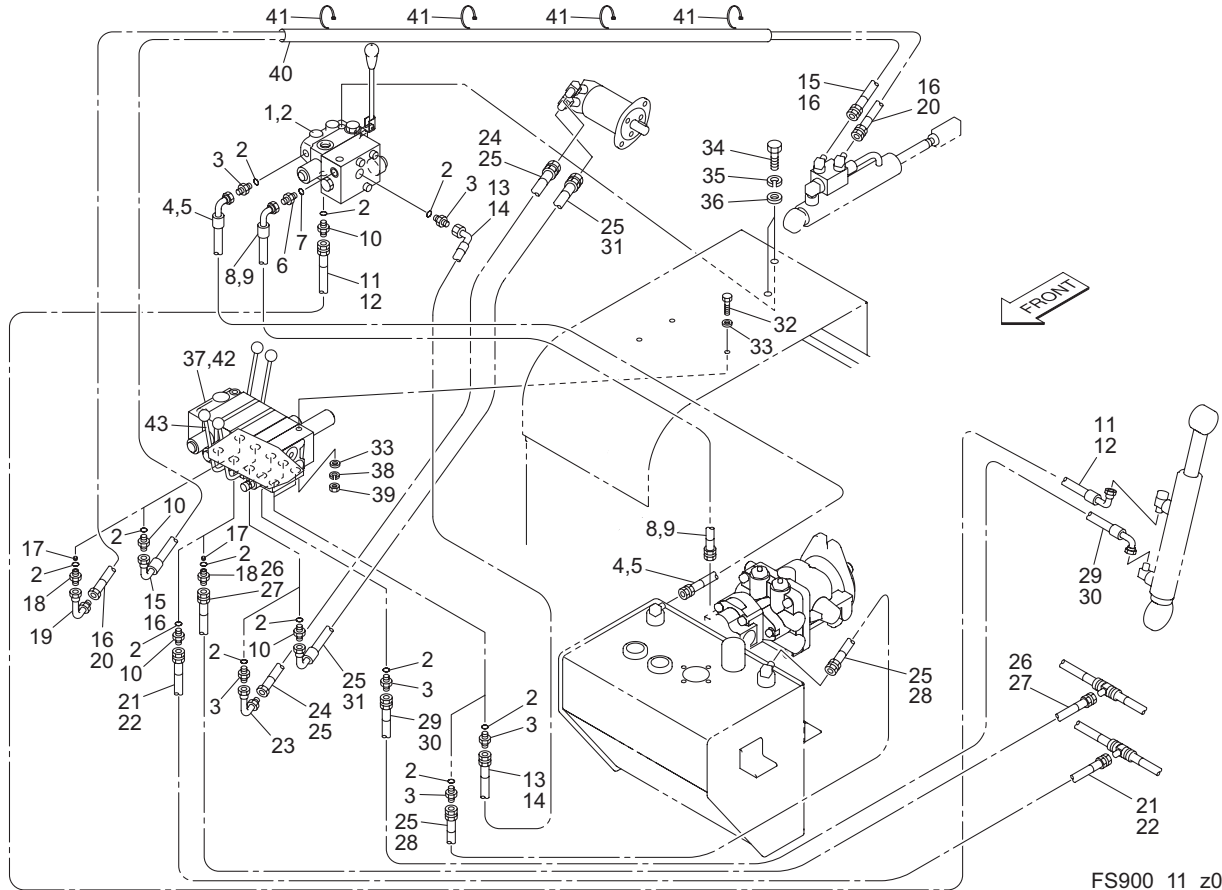


FS900_10_z01

Cat No.	Code No.	Part name	Qty	Remark	SN of application
10-1	K242100008D	PULLEY, V B2-19-129	1		
10-2	K5130000452	PLATE, SPCC PULLEY STOPPER	1		
10-3	K0200060002	WASHER, SPRING M6	3		
10-4	K0000060102	BOLT, M6-10	3		
10-5	K0200080002	WASHER, SPRING M8	1		
10-6	K0000080202	BOLT, M8-20	1		
10-7	K2374220430	BELT, COGGED H-PXSB43-2 (SET OF 2PCS)	1		
10-8	K2471400802	PULLEY, TENSION 4080	1		
10-9	K242100007D	PULLEY, V B2-25.4-153	1		
10-10	K5073210352	WASHER, SPHC 3.2-10-35	1		
10-11	K0200100002	WASHER, SPRING M10	3		
10-12	K0069000052	BOLT, 3/8-24 UNF 25.4	1		
10-13	K0400019002	RING, RETAINING E M19	1		
10-14	K0612063050	BEARING, BALL SEAL 2RD 6305	2		
10-15	K0400012002	RING, RETAINING E M12	1		
10-16	K5011016222	WASHER, SPCC 1-16-22	1		
10-17	K0402062001	RING, RETAINING R M62	1		
10-18	SP05---0305AD	LEVER, TENSION	1		
10-19	K6031100258	PIN, FLAT HEAD HT M10-25	1		
10-20	K7303000092	ADJUSTER, LEVER	1		
10-21	K5000100002	WASHER, M10	3		
10-22	K0302025250	PIN, COTTER SUS M2.5-25	1		
10-23	SP05---0304ZD	FULCRUM, TENSION	1		
10-24					
10-25	K1000000048	SPRING, COMPRESSION M3.2-16.9-60	1		
10-26	SP05---0307ZD	COVER, SPRING	1		
10-27	K0149107152	NUT, HIGH M10-17-15	1		
10-28	K0100100002	NUT, M10	1		
10-29	K0000100202	BOLT, M10-20	2		
10-30	K1440000020	GREASE NIPPLE, 90 TYPE C	1		

11. Hydraulic section A

FS900

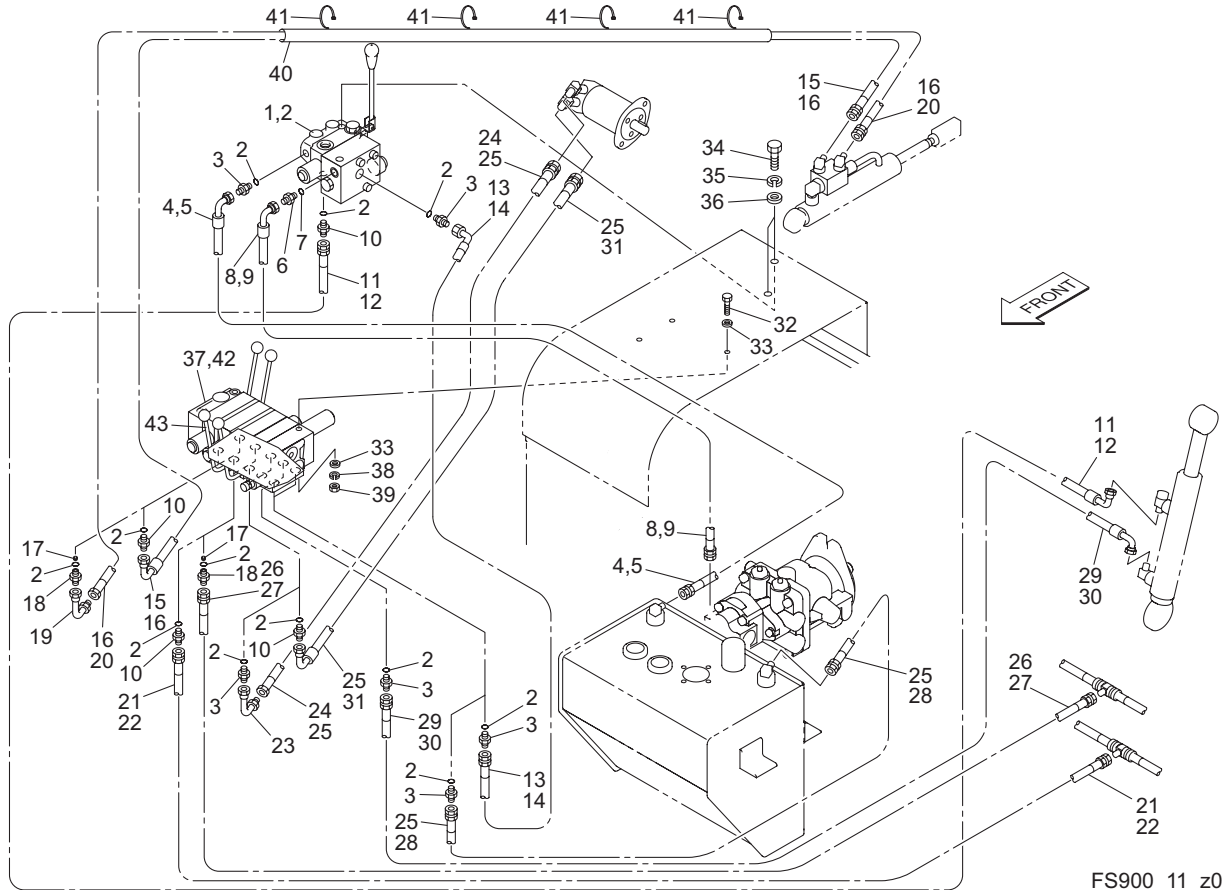


FS900_11_z04

Cat No.	Code No.	Part name	Qty	Remark	SN of application
11-1	K3303000040	VALVE, STACK FRV	1		
11-2	K0881014000	O-RING, P14B	14		
11-3	K3009000142-Y	ADAPTER, PF3/8PF3/8	6		
11-4	K3101330780	HOSE, WP70-9-3-780	1		
11-5	K3191006300	TUBE, SPIRAL SP-15 630	1		
11-6	K3009000022-Y	ADAPTER, PF1/2*PF3/8	1		
11-7	K0881018000	O-RING, P18B	1		
11-8	K3103330550	HOSE, WP140-9-3-550	1		
11-9	K3191004000	TUBE, SPIRAL SP-15 400	1		
11-10	K3009000202-Y	ADAPTER, PF1/4*PF3/8	4		
11-11	K3101230580	HOSE, WP70-6-3-580	1		
11-12	K3190004300	TUBE, SPIRAL SP-12 430	1		
11-13	K3103330500	HOSE, WP140-9-3-500	1		
11-14	K3191003500	TUBE, SPIRAL SP-15 350	1		
11-15	K3103233800	HOSE, WP140-6-3-3800	1		
11-16	K3190036500	TUBE, SPIRAL SP-12 3650	2		
11-17	K0023000031-Y	PLUG, TAPERED W/HEX HOLE T1 1/8-1	2		
11-18	K3029000152-Y	CONNECTOR, W/O-RING PF3/8*PF1/4	2		
11-19	K302506L042-Y	ADAPTER, PIPE 06L-04	1		
11-20	K3103213800	HOSE, WP140-6-1-3800	1		
11-21	K3103210720	HOSE, WP140-6-1-720	1		
11-22	K3190005700	TUBE, SPIRAL SP-12 570	1		
11-23	K302506L062-Y	ADAPTER, FOR PIPE 06L-06	1		
11-24	K3103310650	HOSE, WP140-9-1-650	1		
11-25	K3191005000	TUBE, SPIRAL SP-15 500	3		
11-26	K3103210660	HOSE, WP140-6-1-660	1		
11-27	K3190005100	TUBE, SPIRAL SP-12 510	1		
11-28	K3101310650	HOSE, WP70-9-1-650	1		
11-29	K3103231050	HOSE, WP140-6-3-1050	1		
11-30	K3190009000	TUBE, SPIRAL SP-12 900	1		

11. Hydraulic section A

FS900

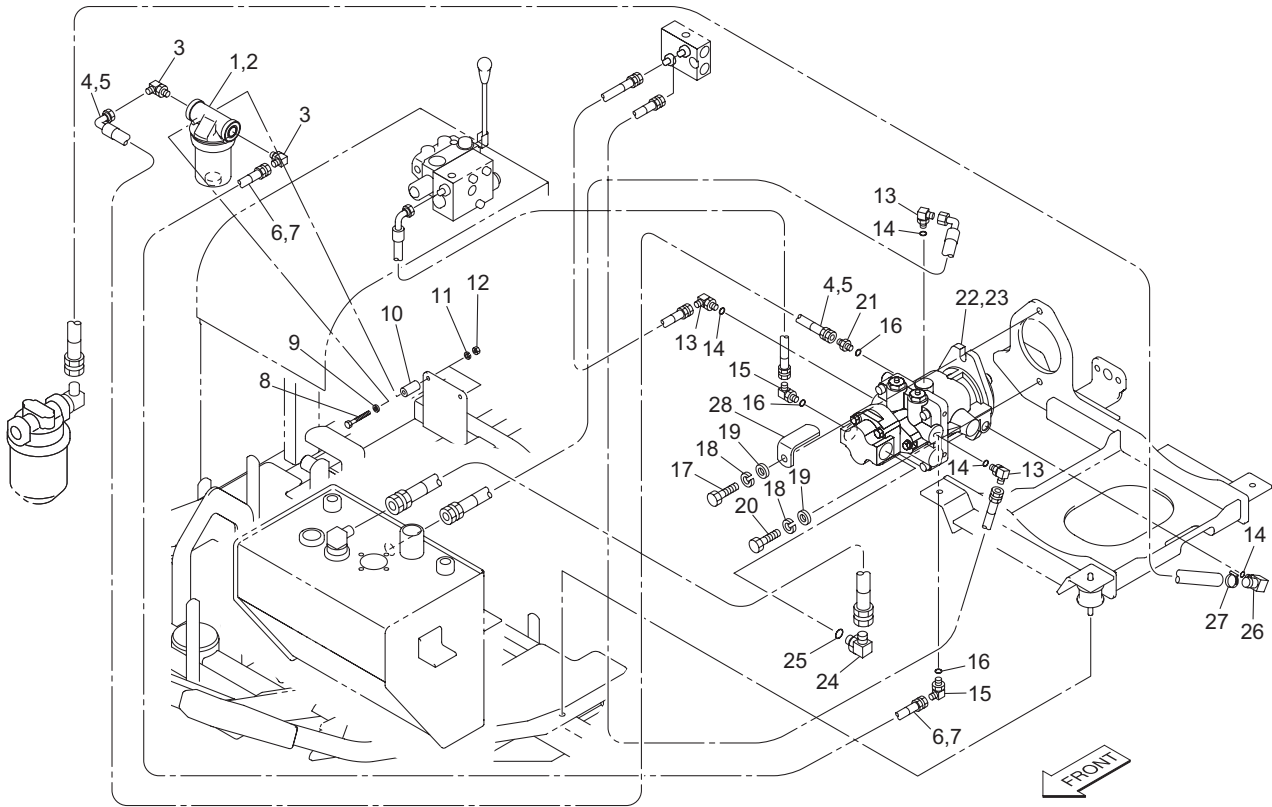


FS900_11_z04

Cat No.	Code No.	Part name	Qty	Remark	SN of application
11-31	K3103330650	HOSE, WP140-9-3-650	1		
11-32	K0000080302	BOLT, M8-30	1		
11-33	K5000080002	WASHER, M8	2		
11-34	K0000120202	BOLT, M12-20	2		
11-35	K0200120002	WASHER, SPRING M12	2		
11-36	K5000120002	WASHER, M12	2		
11-37	K3300000200	VALVE, STACK	1		
11-38	K0200080002	WASHER, SPRING M8	3		
11-39	K0100080002	NUT, M8	3		
11-40	K3171012000	COVER, HOSE 1200	1		
11-41	K4241000030	BAND, NYLON TRCV250W	4		
11-42	YC401-1A*G40	O-RING, G40	2		
11-43	FS900--0405Z2	LEVER	1		
11-44					

12. Hydraulic section B (Piston pump)

FS900

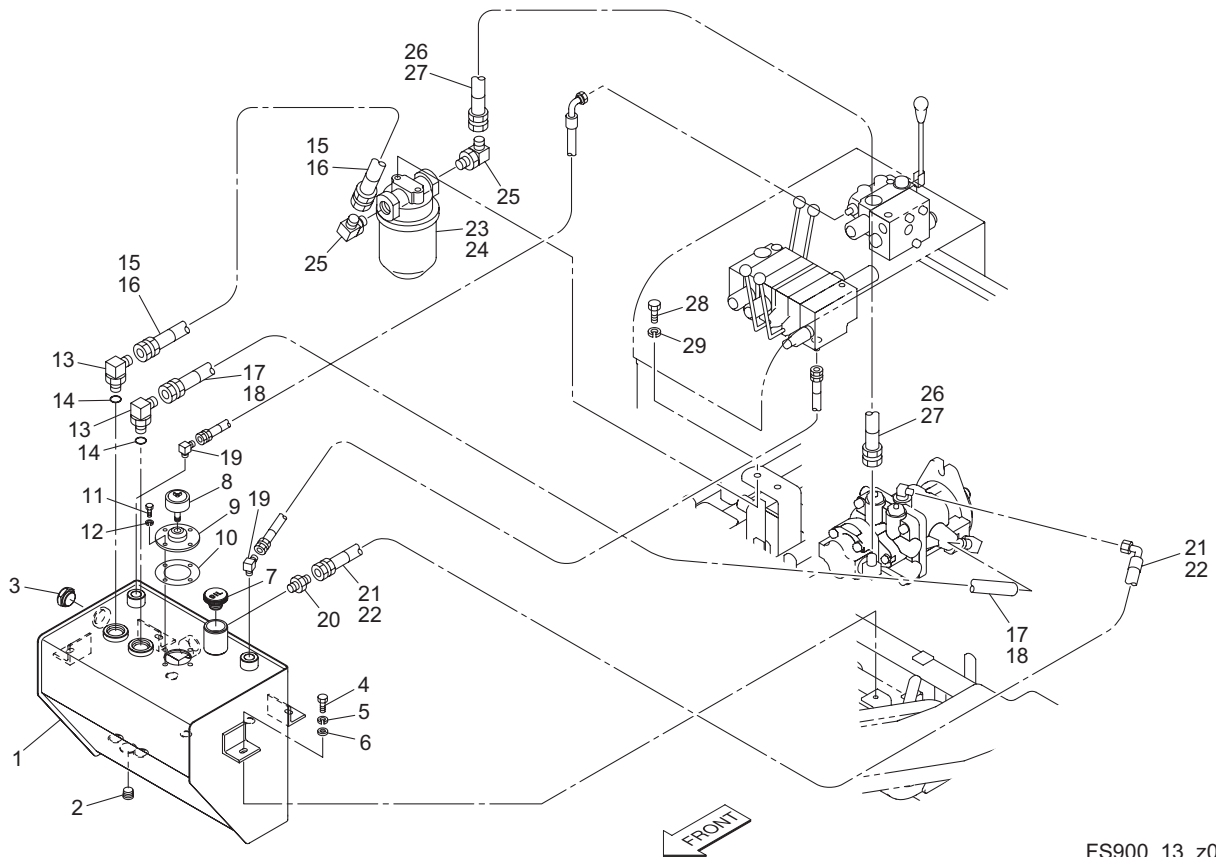


FS900_12_z00

Cat No.	Code No.	Part name	Qty	Remark	SN of application
12-1	K3412000080	FILTER, CARTRIDGE DT-04A-10X	1		
12-2	K3412000090	FILTER, CARTRIDGE DTE-04A-10X (SUBSTITUTE)	1		
12-3	K3006000022-Y	ELBOW, ODD SIZED PT1/2*PF3/8	2		
12-4	K3101330240	HOSE, WP70-9-3-240	1		
12-5	K3191000900	TUBE, SPIRAL SP-15 90	1		
12-6	K3101310650	HOSE, WP70-9-1-650	1		
12-7	K3191005000	TUBE, SPIRAL SP-15 500	1		
12-8	K0003060902	BOLT, M6-90	2		
12-9	K5000060002	WASHER, M6	2		
12-10	K6210000162	COLLAR, SS41 6.5-16-31	2		
12-11	K0200060002	WASHER, SPRING M6	2		
12-12	K0100060002	NUT, M6	2		
12-13	K3008000042-Y	ELBOW, ADJUSTABLE 90 1086-12	3		
12-14	K0881018000	O-RING, P18B	4		
12-15	K3008000032-Y	ELBOW, ADJUSTABLE 90 1086-9	2		
12-16	K0881014000	O-RING, P14B	3		
12-17	K0000120352	BOLT, M12-35	1		
12-18	K0200120002	WASHER, SPRING M12	2		
12-19	K5000120002	WASHER, M12	2		
12-20	K0000120302	BOLT, M12-30	1		
12-21	K3009000142-Y	ADAPTER, PF3/8PF3/8	1		
12-22	K3241000180	PUMP, PISTON PSV-16AHG-2	1		
12-23	Y2063A-25176	REPAIR KIT, PSV16C-2-GP	1		
12-24	K3008000052-Y	ELBOW, ADJUSTABLE 90 1086-19	1		
12-25	K0881024000	O-RING, P24B	1		
12-26	K3008000422-Y	ELBOW, ADJUSTABLE SFD4507	1		
12-27	K4260000190	CLAMP, HOSE JUBILEE BAND 1	1		
12-28	SP05---0308ZD	ANGLE	1		

13. Hydraulic section C (Hydraulic tank)

FS900

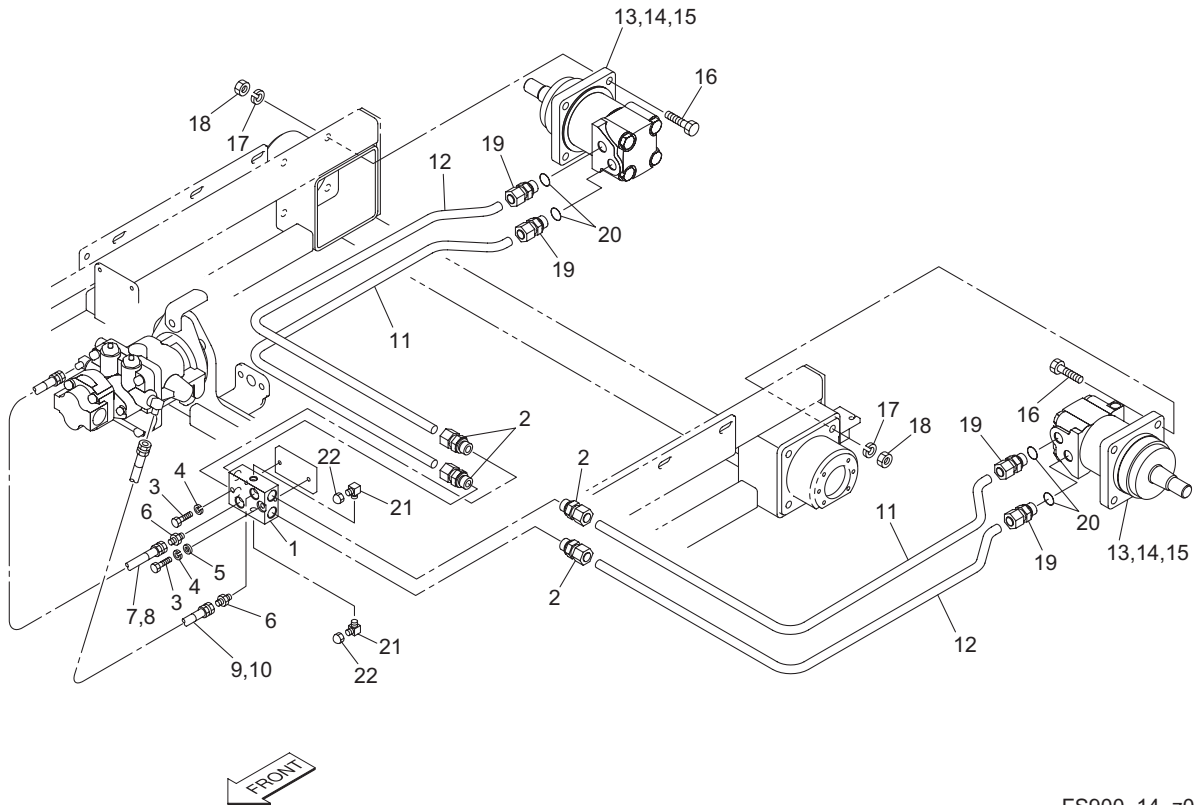


FS900_13_z00

Cat No.	Code No.	Part name	Qty	Remark	SN of application
13-1	FS900--0401AD-Y	TANK, HYDRAULIC	1		
13-2	K1422106001-Y	PLUG, TAPERED W/HEX HOLE T1 3/8	1		
13-3	K1400000046-Y	GAUGE, OIL G3/4 TYPE M	1		
13-4	K0000080152	BOLT, M8-15	4		
13-5	K0200080002	WASHER, SPRING M8	4		
13-6	K5000080002	WASHER, M8	4		
13-7	K1310000140	CAP, OIL KRM-A4	1		
13-8	K1430000030	BREATHER, AIR AP-02	1		
13-9	SP05---0402Z2-Y	MOUNT, BREATHER	1		
13-10	K4011000330	PACKING, OIL-SHEET 0.8-4575	1		
13-11	K0000060152	BOLT, M6-15	4		
13-12	K0200060002	WASHER, SPRING M6	4		
13-13	K3008000052-Y	ELBOW, ADJUSTABLE 90 1086-19	2		
13-14	K0881024000	O-RING, P24B	2		
13-15	K3100610540	HOSE, WP35-19-1-540	1		
13-16	K3192003900	TUBE, SPIRAL SP-20 390	1		
13-17	SP05---0412Z0	HOSE, SUCTION 620	1		
13-18	K3192004300	TUBE, SPIRAL SP-20 430	1		
13-19	K3001090002-Y	ELBOW, 90 1033-9	2		
13-20	K3000120002-Y	ADAPTER, 1013-12	1		
13-21	K3100430320	HOSE, WP35-12-3-320	1		
13-22	K3191001700	TUBE, SPIRAL SP-15 170	1		
13-23	K3412000020	FILTER, CARTRIDGE SP08-100-03	1		
13-24	K3412000040	FILTER, FOR REPLACEMENT C-SP08-100	1		
13-25	K3006000112-Y	ELBOW, ODD SIZED PT1*PF3/4	2		
13-26	K3100610650	HOSE, WP35-19-1-650	1		
13-27	K3192005000	TUBE, SPIRAL SP-20 500	1		
13-28	K0000100202	BOLT, M10-20	2		
13-29	K0200100002	WASHER, SPRING M10	2		

14. Hydraulic section D (Orbit motor)

FS900

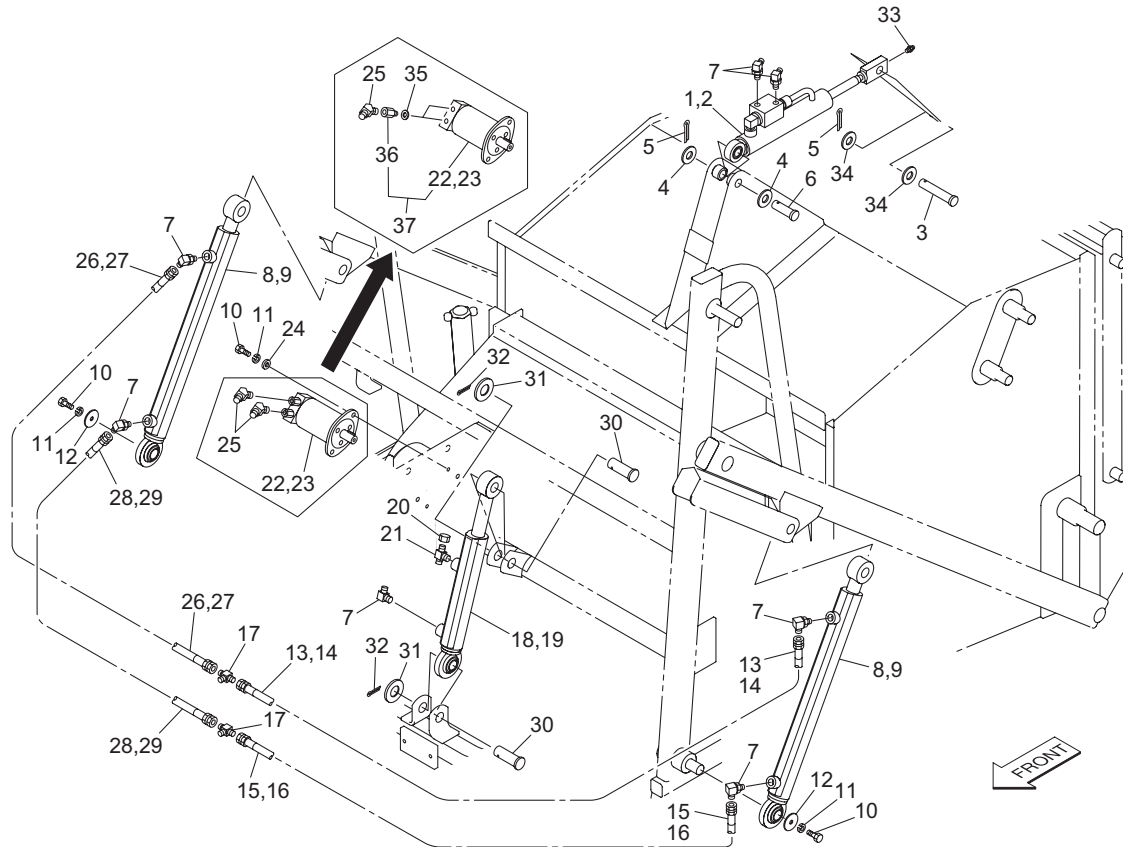


FS900_14_z01

Cat No.	Code No.	Part name	Qty	Remark	SN of application
14-1	K6090000462-Y	FITTING, CONNECTING HYDRAULIC PARTS	1		
14-2	K3026615081-Y	CONNECTOR, KCT 15-040E	4		
14-3	K0000080402	BOLT, M8-40	2		
14-4	K0200080002	WASHER, SPRING M8	2		
14-5	K5000080002	WASHER, M8	1		
14-6	K3000120002-Y	ADAPTER, 1013-12	2		
14-7	K3104410760	HOSE, WP175-12-1-760	1		
14-8	K3191006100	TUBE, SPIRAL SP-15 610	1		
14-9	K3104410390	HOSE, WP175-12-1-390	1		
14-10	K3191002400	TUBE, SPIRAL SP-15 240	1		
14-11	FS900--0402Z2-Y	PIPE, A	2		
14-12	FS900--0403Z2-Y	PIPE, B	2		
14-13	K3291000130	MOTOR, ORBIT 2-160BS4S-E341	2		
14-14	Y61090S	SEAL KIT, ORBIT MOTOR 2000 (REAR)	2		
14-15	Y61091S	SEAL KIT, ORBIT MOTOR 2000 (SHAFT)	2		
14-16	K0000120502	BOLT, M12-50	8		
14-17	K0200120002	WASHER, SPRING M12	8		
14-18	K0100120002	NUT, M12	8		
14-19	K3026315081-Y	CONNECTOR, KCO 15-040E	4		
14-20	K0881018000	O-RING, P18B	4		
14-21	K3001060002-Y	ELBOW, 90 1033-6	2		
14-22	K3008000482-Y	CAP, TAPPED FEMALE PF1/4	2		

15. Hydraulic section E (Cylinder)

FS900

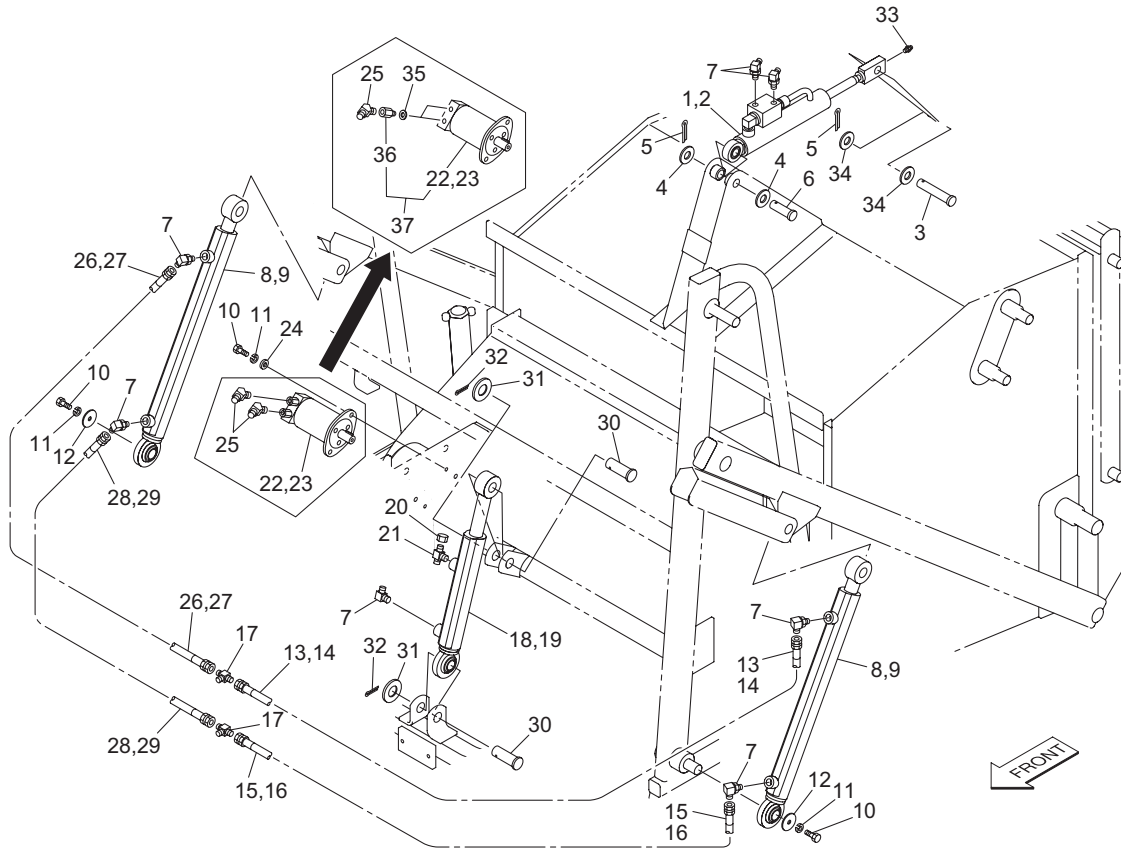


FS900_15_z02

Cat No.	Code No.	Part name	Qty	Remark	SN of application
15-1	K3213000340	CYLINDER, DOUBLE ACTING 30-213-395S	1		
15-2	YIS-30A-SK	SEAL KIT, CYLINDER	1		
15-3	K6031160402	PIN, FLAT HEAD HT M16-40	1		
15-4	K5073216352	WASHER, SPHC 3.2-16-35	2		
15-5	K0300032252	PIN, COTTER M3.2-25	2		
15-6	K6031160812	PIN, FLAT HEAD HT M16-81	1		
15-7	K3001060002-Y	ELBOW, 90 1033-6	7		
15-8	K3213000270	CYLINDER, DOUBLE ACTING 40-313-498	2		
15-9	YIS-40E-SK	SEAL KIT, CYLINDER	1		
15-10	K0000080152	BOLT, M8-15	4		
15-11	K0200080002	WASHER, SPRING M8	4		
15-12	K5012308352	WASHER, SPCC 2.3-8-35	2		
15-13	K3103211550	HOSE, WP140-6-1-1550	1		
15-14	K3190014000	TUBE, SPIRAL SP-12 1400	1		
15-15	K3103211300	HOSE, WP140-6-1-1300	1		
15-16	K3190011500	TUBE, SPIRAL SP-12 1150	1		
15-17	K3008000092-Y	ADAPTER, TEE FOR HOSE PF1/4	2		
15-18	K3213000330	CYLINDER, DOUBLE ACTING 40-137-370	1		
15-19	YIS-40A-SK	SEAL KIT, CYLINDER	1		
15-20	K3008000482-Y	CAP, TAPPED FEMALE PF1/4	1		
15-21	K3029000352-Y	TEE, PT1/4*PF1/4	1		
15-22	MS300--0409Z0	MOTOR, ORBIT J-20EBD	1		11001-11020
15-23	Y60580-000	SEAL KIT, ORBIT MOTOR J-2	1		
15-24	K5000080002	WASHER, M8	2		
15-25	K3003090002-Y	ELBOW, 45 1035-9	2		
15-26	K3103210660	HOSE, WP140-6-1-660	1		
15-27	K3190005100	TUBE, SPIRAL SP-12 510	1		
15-28	K3103210450	HOSE, WP140-6-1-450	1		
15-29	K3190003000	TUBE, SPIRAL SP-12 300	1		
15-30	K6031200568	PIN, FLAT HEAD HT M20-56	2		

15. Hydraulic section E (Cylinder)

FS900

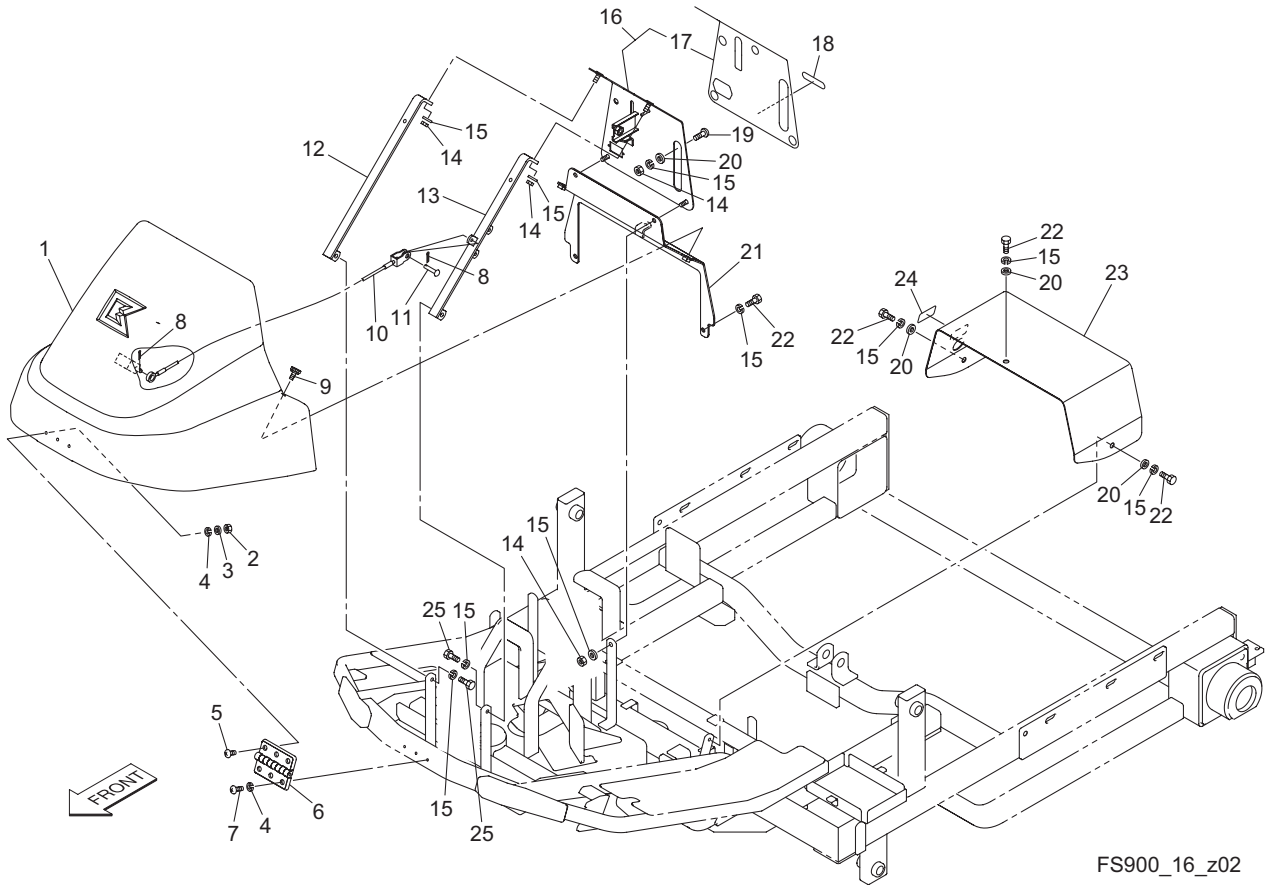


FS900_15_z02

Cat No.	Code No.	Part name	Qty	Remark	SN of application
15-31	K5000200002	WASHER, M20	2		
15-32	K0300032402	PIN, COTTER M3.2-40	2		
15-33	K1440000010	GREASE NIPPLE, STRAIGHT TYPE A	1		
15-34	K5000160002	WASHER, M16	2		
15-35	K0922170000	SEAL, WASHER 17WF	2		11021-
15-36	YT40243M2	CONNECTOR, PORT RC3/8	2		11021-
15-37	MS300--0429Z0	MOTOR COMP, ORBIT J-20EBD	1		11021-

16. Cover section A

FS900

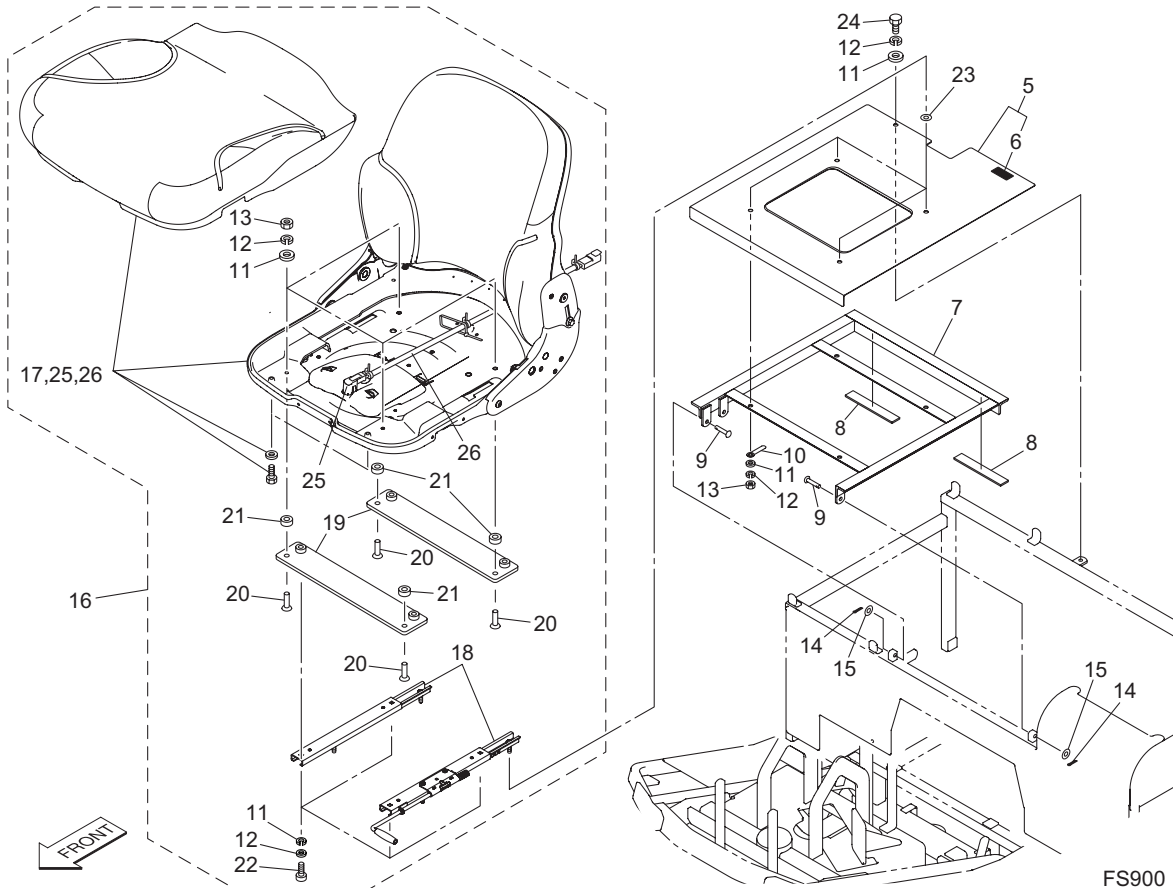


FS900_16_z02

Cat No.	Code No.	Part name	Qty	Remark	SN of application
16-1	SP05---0501Z0	COVER COMP, FRONT	1		
16-2	K0100050002	NUT, M5	3		
16-3	K5000050002	WASHER, M5	3		
16-4	K0200050002	WASHER, SPRING M5	6		
16-5	K0042050202	SCREW, + ROUND HEAD M5-20	3		
16-6	K4520000260	HINGE, RESIN W/HOLE 5.2-100	1		
16-7	K0042050152	SCREW, + ROUND HEAD M5-15	3		
16-8	K0300020202	PIN, COTTER M2-20	2		
16-9	K1320000250	KNOB, DIMPLE M8-16	2		
16-10	K1170037000	WIRE, HOOK 370	1		
16-11	K6040060282	PIN, ROUND HEAD M6-28	1		
16-12	FS900--0510AD	STAY, PANEL (RH)	1		
16-13	FS900--0511AD	STAY, PANEL (LH)	1		
16-14	K0100080002	NUT, M8	5		
16-15	K0200080002	WASHER, SPRING M8	12		
16-16	FS900--0531Z0	PANEL COMP, OPERATION	1		
16-17	FS900--0512Z0	STICKER, OPERATION PANEL	1		
16-18	K4205001660	DECAL, NOT TO DRIVE AT PUBLIC ROAD	1		
16-19	K0056080200	SCREW, SUS + TRUSS M8-20	1		
16-20	K5000080002	WASHER, M8	4		
16-21	FS900--0513ZR	COVER, FRNT TIRE	1		
16-22	K0000080152	BOLT, M8-15	5		
16-23	FS900--0501ZR	COVER, HYDRAULIC TANK	1		
16-24	K4209000980	DECAL, HYDRAULIC OIL	1		
16-25	K0000080202	BOLT, M8-20	2		

17. Cover section B (Seat)

FS900

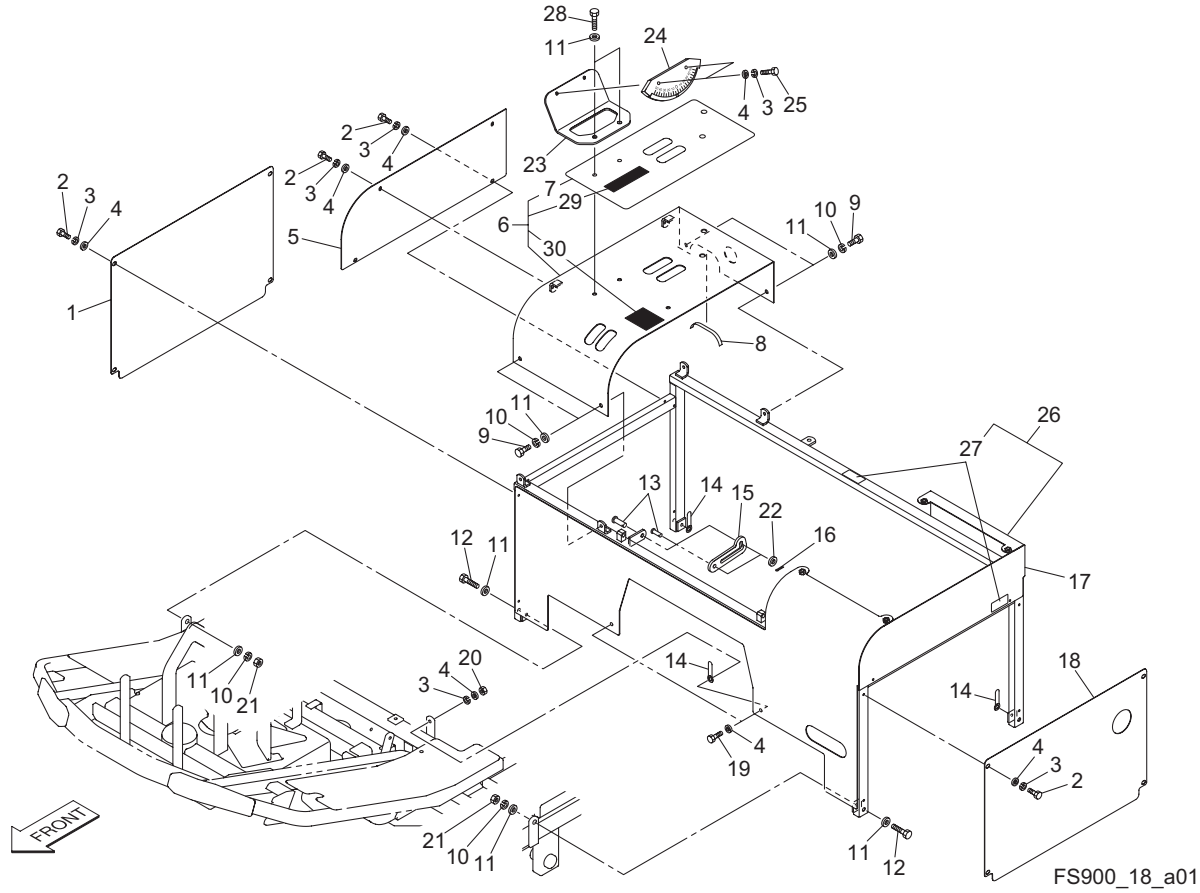


FS900_17_z05

Cat No.	Code No.	Part name	Qty	Remark	SN of application
17-1					
17-2					
17-3					
17-4					
17-5	FS900--0532A0	COVER COMP, SEAT BASE	1		
17-6	K4205001920	DECAL, CAUTION HOT PARTS	1		
17-7	FS900--0515ZD	BASE, SEAT	1		
17-8	K4033000270	RUBBER, PLATE 4-25150	2		
17-9	K6041080258	PIN, ROUND HEAD M8-25.6	2		
17-10	K4281000020	CLAMP, HARNESS 8.5 80	1		
17-11	K5000080002	WASHER, M8	13		
17-12	K0200080002	WASHER, SPRING M8	13		
17-13	K0100080002	NUT, M8	8		
17-14	K0330800008	PIN, SNAP M8	2		
17-15	K5011008182	WASHER, SPCC 1-8-18	2		
17-16	K1700000590	SEAT, SGA NC W/RAIL BOARD	1		
17-17	K1700000550	SEAT, SGA18210 NC	1		
17-18	K1701000170	RAIL, SLIDE SGA	1		
17-19	K720000008D	BRACKET, SEAT	2		
17-20	K0053080302	BOLT, FLAT HEAD W/HEX HOLE M8-30	4		
17-21	K6212001702	COLLAR, STKM M8.5-17-10	4		
17-22	K0000080202	BOLT, M8-20	4		
17-23	K5012308262	WASHER, SPCC 2.3-8-26	4		
17-24	K0000080152	BOLT, M8-15	1		
17-25	K1700000450-1	SWITCH, NC	1		
17-26	K1700000450-2	HARNESS, SEAT S22808	1		

18. Cover section C

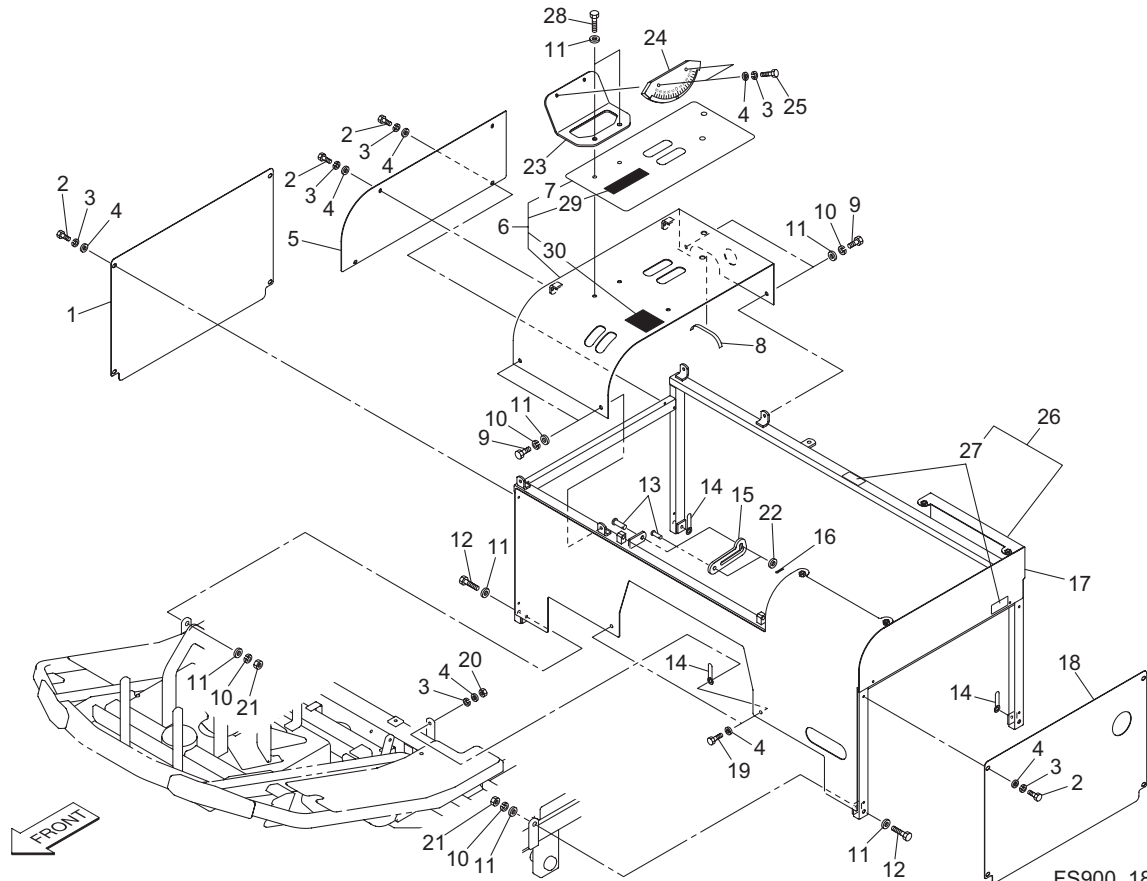
FS900



Cat No.	Code No.	Part name	Qty	Remark	SN of application
18-1	FS900--0505ZR	COVER, SIDE (RH)	1		
18-2	K0000060152	BOLT, M6-15	12		
18-3	K0200060002	WASHER, SPRING M6	16		
18-4	K5000060002	WASHER, M6	18		
18-5	FS900--0506ZR	PLATE, SIDE VALVE COVER	1		
18a-6	FS900--1301Z0	COVER COMP, VALVE	1		
18-7	FS900--0514Z0	STICKER, OPERATION PANEL	1		
18-8	K3197001400	TRIM, SEAL 75-16-140	1		
18-9	K0000080152	BOLT, M8-15	4		
18-10	K0200080002	WASHER, SPRING M8	8		
18-11	K5000080002	WASHER, M8	14		
18-12	K0000080452	BOLT, M8-45	4		
18-13	K6030080172	PIN, FLAT HEAD M8-17	2		
18-14	K4281000020	CLAMP, HARNESS 8.5 80	3		
18-15	FS900--0517ZR	STOPPER	1		
18-16	K0300020202	PIN, COTTER M2-20	2		
18-17	FS900--0503AR	COVER, CENTER	1		
18-18	FS900--0504ZR	COVER, SIDE (LH)	1		
18-19	K0000060202	BOLT, M6-20	2		
18-20	K0100060002	NUT, M6	4		
18-21	K0100080002	NUT, M8	4		
18-22	K5011008182	WASHER, SPCC 1-8-18	2		
18-23	FS900--0522ZD	BRACKET, LEVEL	1		
18-24	K3654000020	LEVEL	1		
18-25	K0000060252	BOLT, M6-25	2		
18-26	FS900--0533Z0	COVER COMP, CENTER	1		
18-27	K4205001920	DECAL, CAUTION HOT PARTS	2		
18-28	K0000080302	BOLT, M8-30	2		
18a-29	K4205002320	DECAL, WARNING FALLING DOWN	1		
18a-30	K4205002090	DECAL, CAUTION NOISE	1		

18. Cover section C

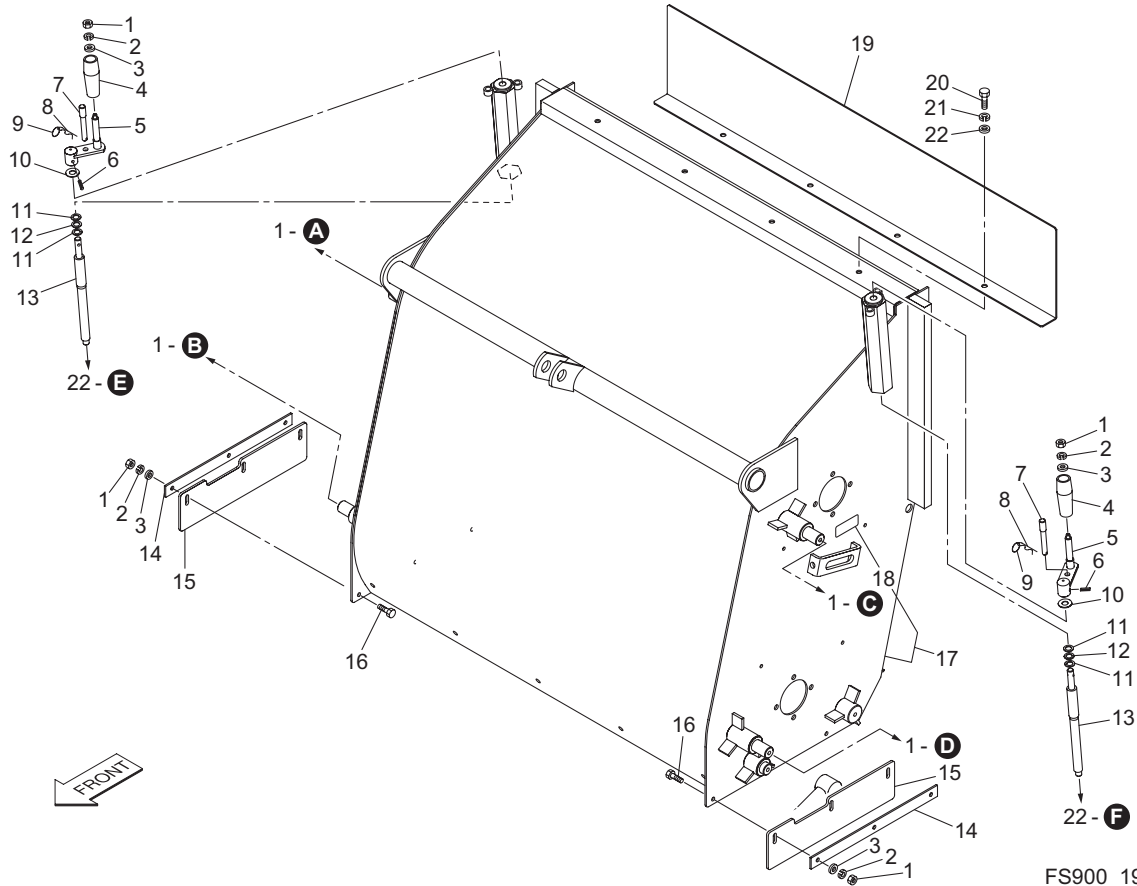
FS900



Cat No.	Code No.	Part name	Qty	Remark	SN of application
18-31 18-32					

19. Work Equipment & Bucket section A (Brush frame)

FS900

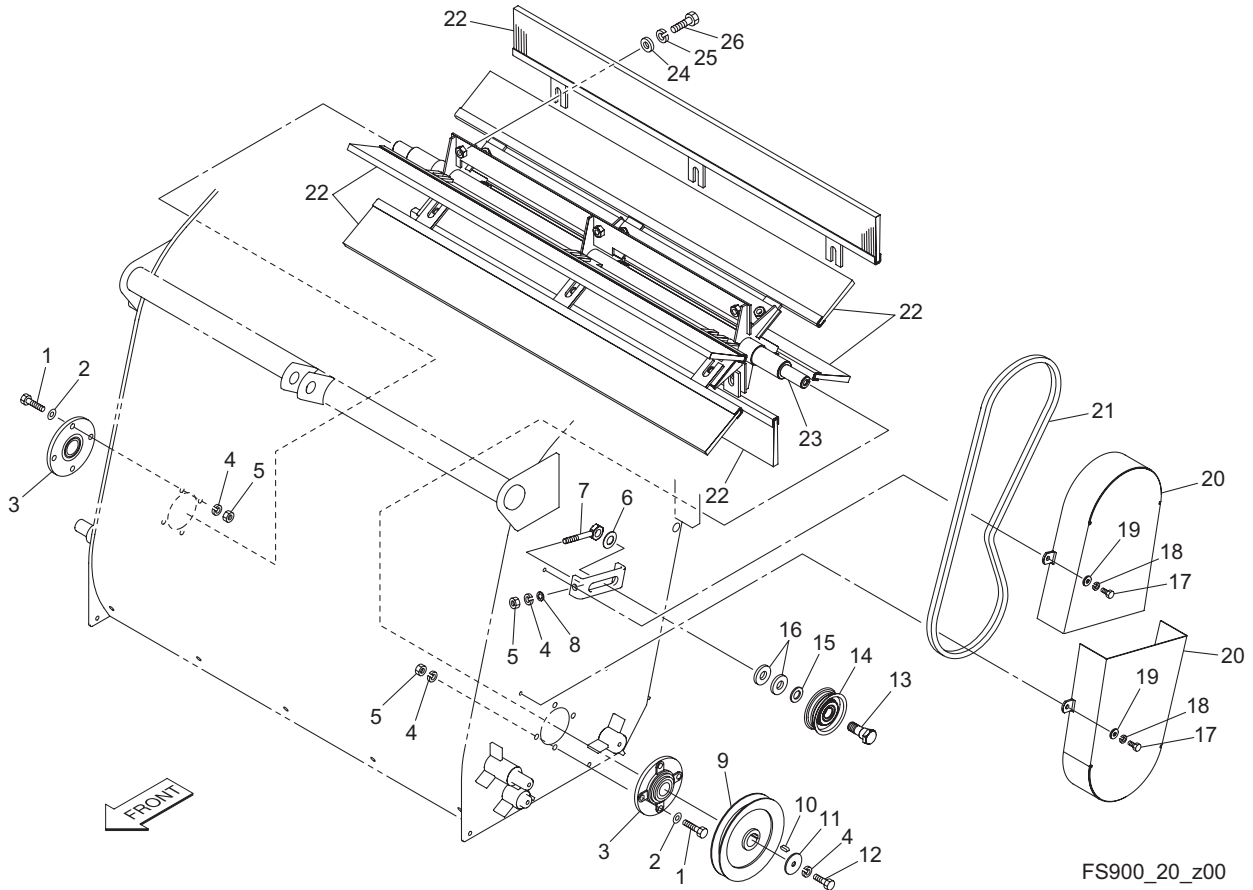


FS900_19_z00

Cat No.	Code No.	Part name	Qty	Remark	SN of application
19-1	K0100060002	NUT, M6	8		
19-2	K0200060002	WASHER, SPRING M6	8		
19-3	K5000060002	WASHER, M6	8		
19-4	K1301000120	GRIP, PLASTIC 25-70	2		
19-5	FS900--0605A2	LEVER, ADJUSTMENT	2		
19-6	K0320045201	PIN, SPRING M4.5-20	2		
19-7	K6031080512	PIN, FLAT HEAD HT M8-51	2		
19-8	K0330800008	PIN, SNAP M8	2		
19-9	K0880016000	O-RING, P16	2		
19-10	K5051010220	WASHER, C5191P 1-10-22	2		
19-11	K5051010160	WASHER, C5191P 1-10-16	4		
19-12	K5011010162	WASHER, SPCC 1-10-16	2		
19-13	FS900--0604A2	SCREW, ADJUSTING	2		
19-14	FS900--0621ZR	RETAINER, SIDE APRON	2		
19-15	FS900--0626Z0	APRON, SIDE	2		
19-16	K0000060202	BOLT, M6-20	6		
19-17	FS900--0680A0	FRAME COMP, BRUSH	1		
19-18	K4205001910	DECAL, CAUTION NOT TO GET CAUGHT IN	1		
19-19	FS900--0618ZR	PLATE, DUST-PROOF	1		
19-20	K0000080202	BOLT, M8-20	4		
19-21	K0200080002	WASHER, SPRING M8	4		
19-22	K5000080002	WASHER, M8	4		

20. Work Equipment & Bucket section B (Brush)

FS900

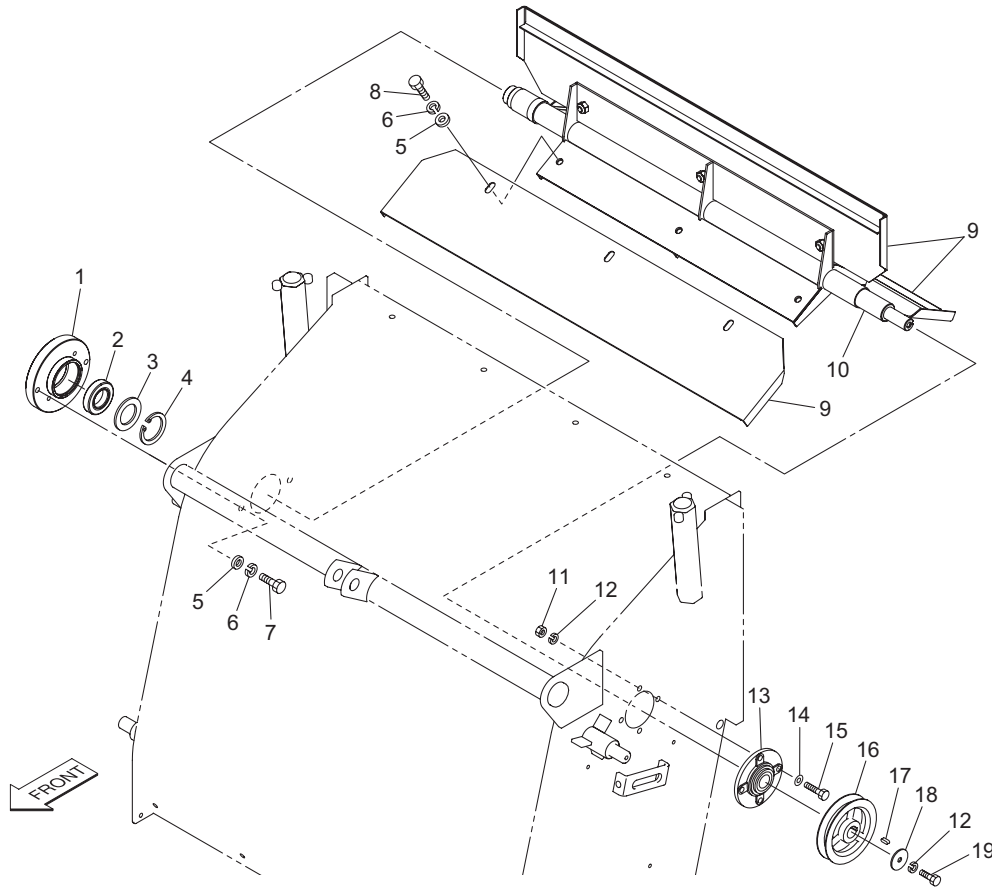


FS900_20_z00

Cat No.	Code No.	Part name	Qty	Remark	SN of application
20-1	K0000080352	BOLT, M8-35	8		
20-2	K5011008182	WASHER, SPCC 1-8-18	8		
20-3	K0666204010	BEARING, BALL FLANGED UCFC204LII	2		
20-4	K0200080002	WASHER, SPRING M8	10		
20-5	K0100080002	NUT, M8	9		
20-6	K0210140002	SPRING, CONICAL DISC L M14	1		
20-7	K7303000122	BOLT, ADJUSTING TENSION PULLEY	1		
20-8	K5011008142	WASHER, SPCC 1-8-14	1		
20-9	FS900--0623A2	PULLEY, 138	1		
20-10	K0500505140	KEY, BOTH ROUND M5-514	1		
20-11	K5012308352	WASHER, SPCC 2.3-8-35	1		
20-12	K0000080202	BOLT, M8-20	1		
20-13	FS800--0629Z2	SCREW, HEX. HEAD	1		
20-14	K2470180600	PULLEY, TENSION 1860	1		
20-15	K5012314252	WASHER, SPCC 2.3-14-25	1		
20-16	K5074514322	WASHER, SPHC 4.5-14-32	2		
20-17	K0000060122	BOLT, M6-12	4		
20-18	K0200060002	WASHER, SPRING M6	4		
20-19	K5012306162	WASHER, SPCC 2.3-6-16	4		
20-20	FS900--0615ZR	COVER, BELT	2		
20-21	K2374200440	BELT, COGGED LOW EDGE H-PX44	1		
20-22	FS800--0624B0	BRUSH	6		
20-23	FS900--0613ZR	SHAFT, BRUSH	1		
20-24	K5000100002	WASHER, M10	18		
20-25	K0200100002	WASHER, SPRING M10	18		
20-26	K0000100202	BOLT, M10-20	18		

21. Work Equipment & Bucket section C (Rotating plate)

FS900

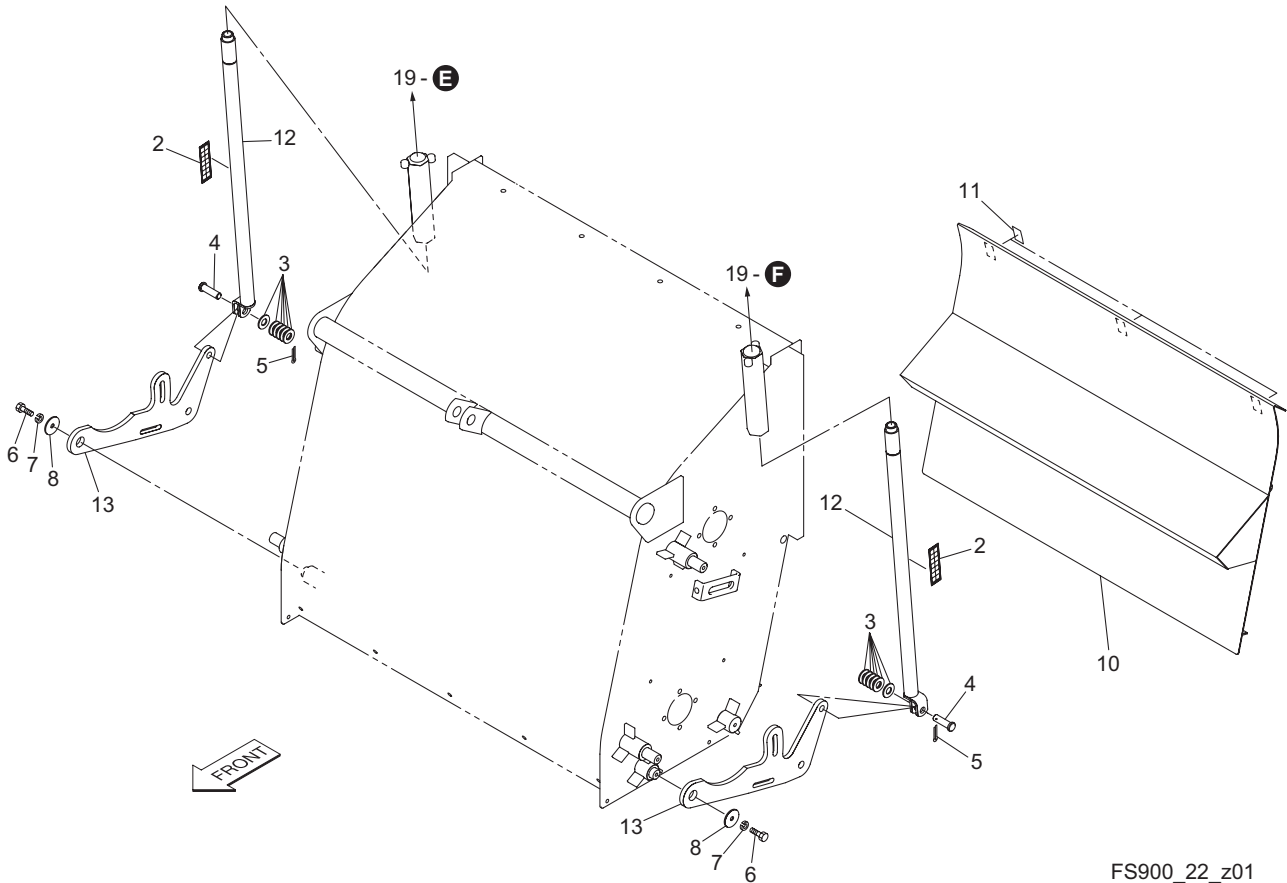


FS900_21_z00

Cat No.	Code No.	Part name	Qty	Remark	SN of application
21-1	FS900--0624Z2	HOUSING, MOTOR	1		
21-2	K0612060060	BEARING, BALL SEAL 2RD 6006	1		
21-3	K0823555080	OIL SEAL, MHSA355508	1		
21-4	K0402055001	RING, RETAINING R M55	1		
21-5	K5000100002	WASHER, M10	11		
21-6	K0200100002	WASHER, SPRING M10	11		
21-7	K0000100252	BOLT, M10-25	2		
21-8	K0000100202	BOLT, M10-20	9		
21-9	FS900--0610Z0	PLATE, ROTATING	3		
21-10	FS900--0611ZR	SHAFT, ROTATING	1		
21-11	K0100080002	NUT, M8	4		
21-12	K0200080002	WASHER, SPRING M8	5		
21-13	K0666204010	BEARING, BALL FLANGED UCFC204LII	1		
21-14	K5011008182	WASHER, SPCC 1-8-18	4		
21-15	K0000080352	BOLT, M8-35	4		
21-16	FS800--0628Z2	PULLEY, ROTARY	1		
21-17	K0500505140	KEY, BOTH ROUND M5-514	1		
21-18	K5012308352	WASHER, SPCC 2.3-8-35	1		
21-19	K0000080202	BOLT, M8-20	1		

22. Work Equipment & Bucket section D (Roller bracket)

FS900

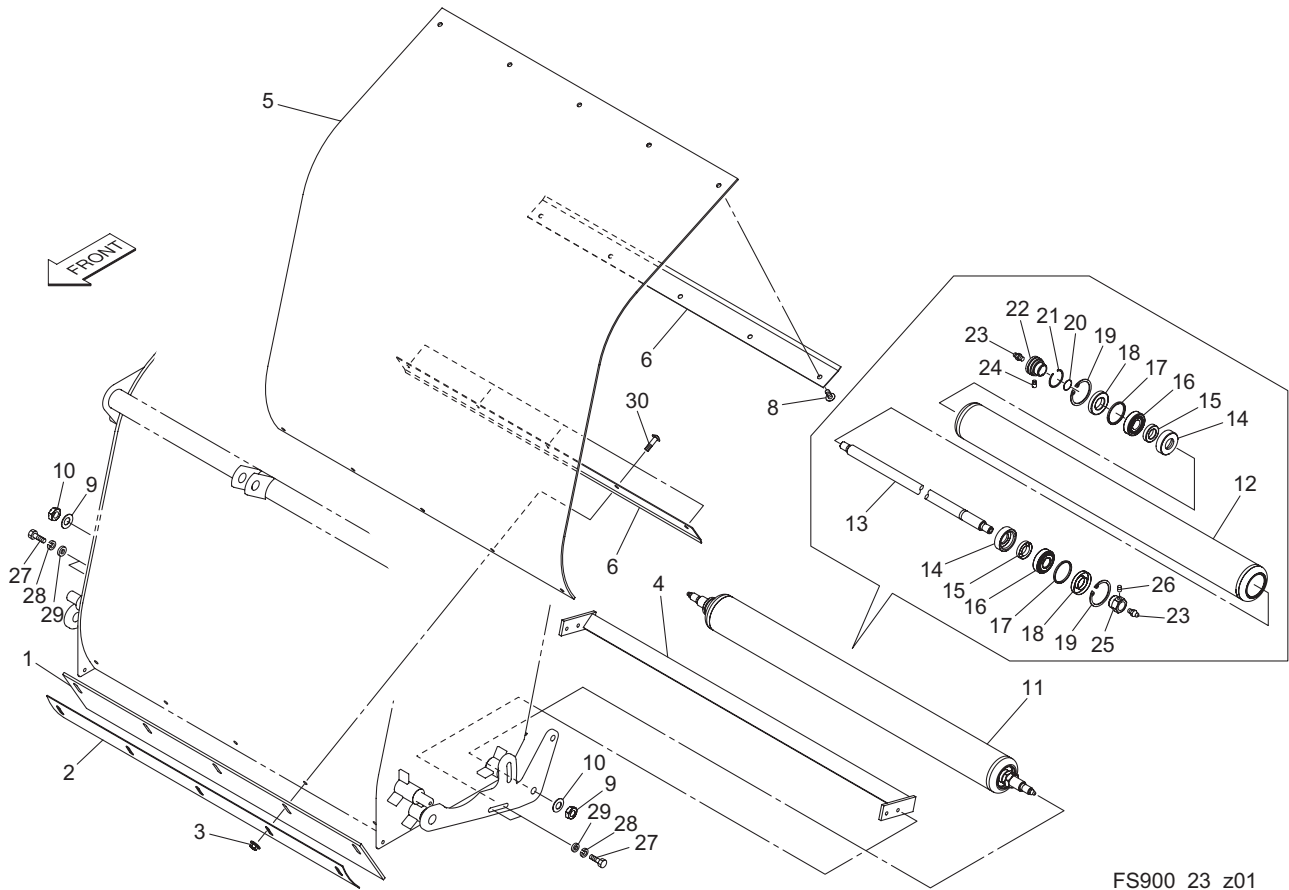


FS900_22_z01

Cat No.	Code No.	Part name	Qty	Remark	SN of application
22-1					
22-2	K4209000820	LABEL, SCALE	2		
22-3	K5000120002	WASHER, M12	12		
22-4	K6031120403	PIN, FLAT HEAD HT M12-40	2		
22-5	K0300032222	PIN, COTTER M3.2-22	2		
22-6	K0000080202	BOLT, M8-20	2		
22-7	K0200080002	WASHER, SPRING M8	2		
22-8	K5012308352	WASHER, SPCC 2.3-8-35	2		
22-9					
22-10	FS900--0602ZR	COVER, REAR	1		
22-11	K4033000430	RUBBER, PLATE 1-3045	3		
22-12	FS900--0630ZR	PIPE, ADJUSTING HEIGHT	2		
22-13	FS900--0631ZR	BRACKET, ROLLER	2		

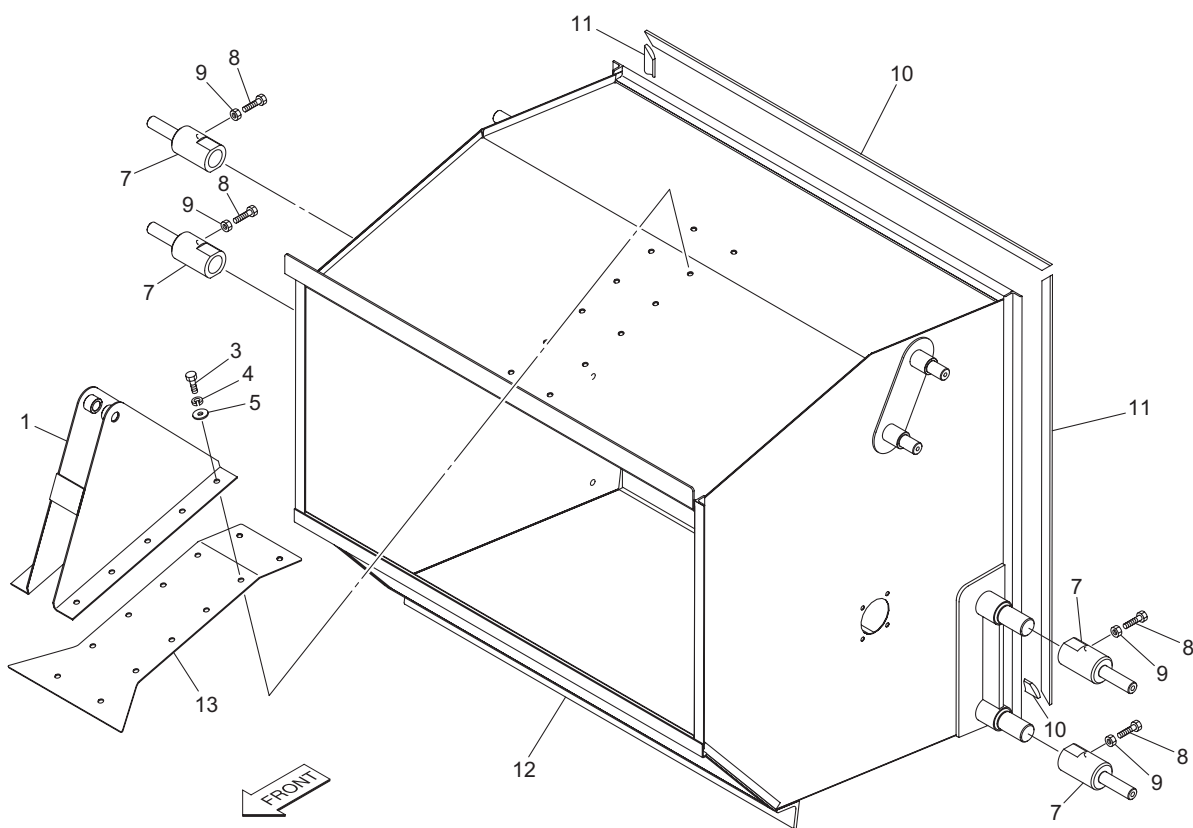
23. Work Equipment & Bucket section E (Rear roller)

FS900



FS900_23_z01

Cat No.	Code No.	Part name	Qty	Remark	SN of application
23-1	FS900--0625Z0	APRON, FRONT	1		
23-2	FS900--0619ZR	PLATE, ADJUSTING FRNT APRON	1		
23-3	K0143080002	NUT, W/DISC S M8	5		
23-4	FS900--0628AR	SCRAPER	1		
23-5	FS900--0616A0	PLATE, DIRT-PREVENTING	1		
23-6	FS900--0620Z0	PLATE, RETAINING	2		
23-7					
23-8	K0056080200	SCREW, SUS + TRUSS M8-20	5		
23-9	K0105140002	NUT, P1.5 M14-3	2		
23-10	K0210140002	SPRING, CONICAL DISC L M14	2		
23-11	FS900--0607Z0	ROLLER ASSY, REAR	1		
23-12	FS900--0627ZD	ROLLER, 74-790	1		
23-13	FS900--0606Z0	SHAFT, ROLLER	1		
23-14	K6803000030	HOUSING, SEAL	2		
23-15	K0822035080	OIL SEAL, MHSA20358	2		
23-16	K0631302040	BEARING, TAPER ROLLER JRP6 30204	2		
23-17	K6212001192	COLLAR, STKM M42-47-3.25	2		
23-18	K0822547080	OIL SEAL, MHSA25478	2		
23-19	K0402047001	RING, RETAINING R M47	2		
23-20	K0880020000	O-RING, P20	1		
23-21	K0401036001	RING, RETAINING S M36	1		
23-22	K6219000210	COLLAR, M17-36-28.25	1		
23-23	K1440000050	GREASE NIPPLE, M8	2		
23-24	K0071000778	STOPPER, DRUM COLLAR	1		
23-25	K0160000550	NUT, M20-27	1		
23-26	K0028060100	SETSCREW, SUS M6-10	1		
23-27	K0000080202	BOLT, M8-20	4		
23-28	K0200080002	WASHER, SPRING M8	4		
23-29	K5000080002	WASHER, M8	4		
23-30	K0045080302	SCREW, + TRUSS HEAD M8-30	5		

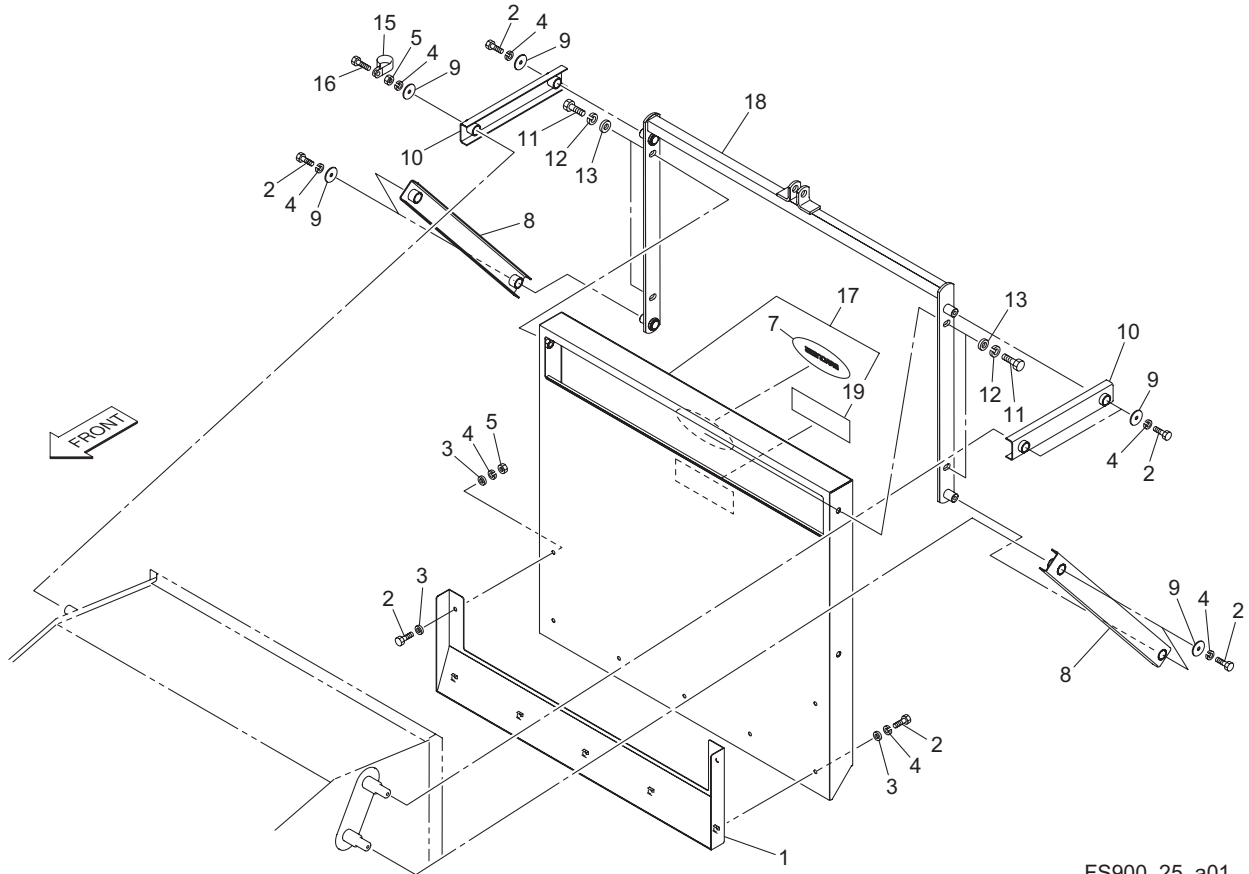


FS900_24_z01

Cat No.	Code No.	Part name	Qty	Remark	SN of application
24-1	FS900--0656ZD	PLATE, FIXING CYLINDER	1		
24-2					
24-3	K0000080202	BOLT, M8-20	12		
24-4	K0200080002	WASHER, SPRING M8	12		
24-5	K5012308242	WASHER, SPCC 2.3-8-24	12		
24-6					
24-7	FS800--0651ZD	SHAFT, ADJUSTING BUCKET	4		
24-8	K0010080302	BOLT, HT M8-30	4		
24-9	K0100080002	NUT, M8	4		
24-10	FS900--0657Z0	RUBBER, FRAME 885	2		
24-11	FS900--0658Z0	RUBBER, FRAME 810	2		
24-12	FS900--0671ZR	BUCKET	1		
24-13	FS900--0674ZD	PLATE, REINFORCEMENT CYLINDER FULCRUM	1		

25. Work Equipment & Bucket section G (Bucket lid)

FS900

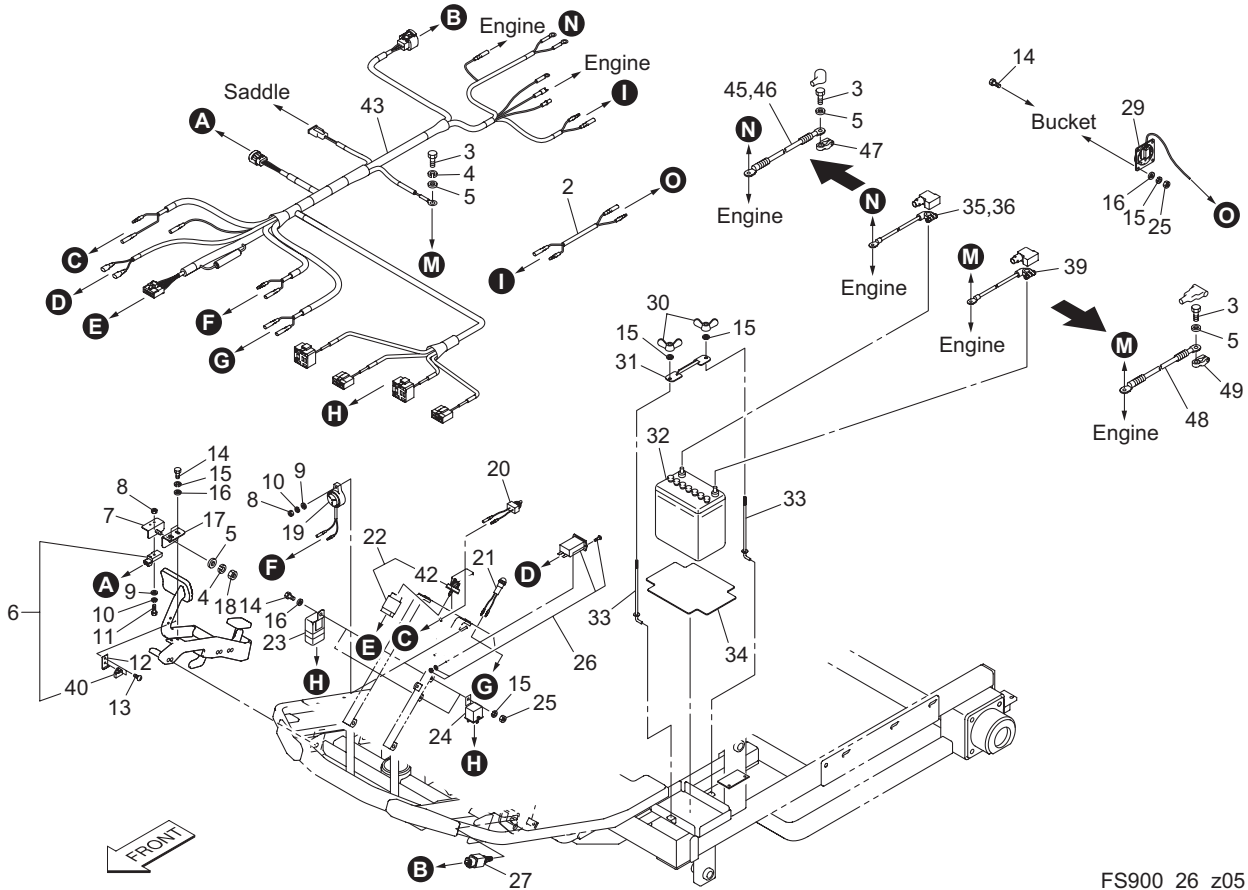


FS900_25_a01

Cat No.	Code No.	Part name	Qty	Remark	SN of application
25-1	FS900--0655ZR	PLATE, ANTI-DROP	1		
25-2	K0000080202	BOLT, M8-20	14		
25-3	K5000080002	WASHER, M8	9		
25-4	K0200080002	WASHER, SPRING M8	15		
25-5	K0100080002	NUT, M8	3		
25-6					
25-7	K4201000570	STICKER, BARONESS	1		
25-8	FS900--0654ZD	ARM, BUCKET LID (LARGE)	2		
25-9	K5012308352	WASHER, SPCC 2.3-8-35	8		
25-10	FS900--0653ZD	ARM, BUCKET LID (SMALL)	2		
25-11	K0000120252	BOLT, M12-25	4		
25-12	K0200120002	WASHER, SPRING M12	4		
25-13	K5000120002	WASHER, M12	4		
25-14					
25-15	K4270030080	CLIP, HARNESS 30 M8	1		
25-16	K0000080302	BOLT, M8-30	1		
25a-17	FS900--2001Z0	LID COMP, BUCKET	1		
25-18	FS900--0673AD	FRAME, BUCKET LID	1		
25a-19	K4205002320	DECAL, WARNING FALLING DOWN	1		

26. Electrical section

FS900

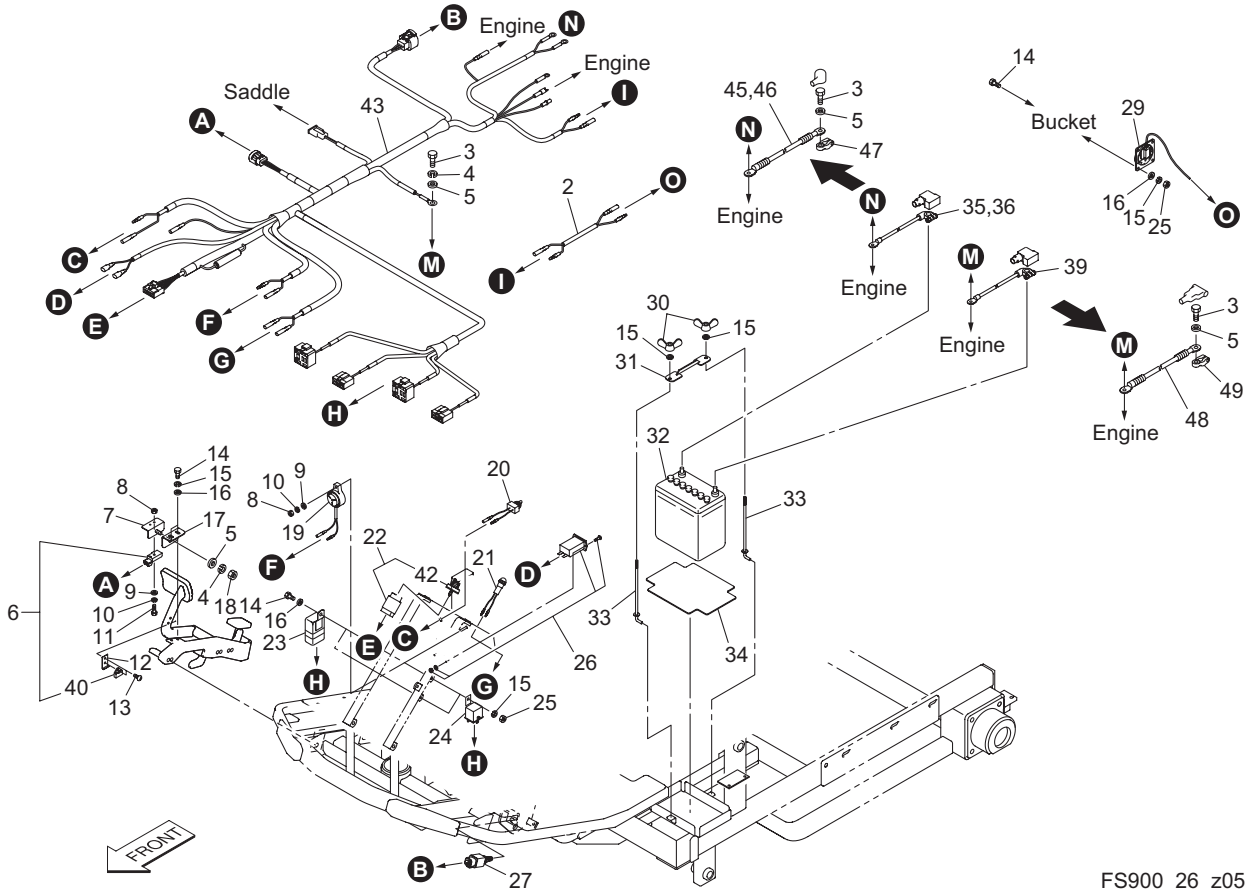


FS900_26_z05

Cat No.	Code No.	Part name	Qty	Remark	SN of application
26-1					
26-2	FS900--0702Z0	WIRE, SENSOR	1		
26-3	K0000080152	BOLT, M8-15	1		11005-11010
26a-3	K0000080152	BOLT, M8-15	3		11001-11004,11011-
26-4	K0200080002	WASHER, SPRING M8	2		
26-5	K5000080002	WASHER, M8	2		11005-11010
26a-5	K5000080002	WASHER, M8	4		11001-11004,11011-
26-6	K3720000140	SWITCH, PROXIMITY NC V-out	1		
26-7	SP05---0602ZD	BRACKET, SENSOR	1		
26-8	K0100050002	NUT, M5	2		
26-9	K5000050002	WASHER, M5	2		
26-10	K0200050002	WASHER, SPRING M5	2		
26-11	K0000050202	BOLT, M5-20	1		
26-12	SP05---0605Z2	BRACKET, MAGNET	1		
26-13	K0048050102	SCREW, + ROUND HEAD W/SW M5-10	2		
26-14	K0000060152	BOLT, M6-15	8		
26-15	K0200060002	WASHER, SPRING M6	10		
26-16	K5000060002	WASHER, M6	8		
26-17	SP05---0603ZD	PLATE, POSITIONING SENSOR	1		
26-18	K0100080002	NUT, M8	1		
26-19	K3700000010	BUZZER, EBM-12 TYPE	1		
26-20	MS300--0404Z0	LINE, SWITCH	1		
26-21	K3641000010	LAMP, PILOT RED	1		
26-22	K3660000050	SWITCH, MAIN	1		
26-23	K3681000010	RELAY, CA1-DC12V-N	2		
26-24	K3681000080	RELAY, MR5A602A1K	2		
26-25	K0100060002	NUT, M6	6		
26-26	K3650000130	HOUR METER, 636DC	1		
26-27	K3671000160	SWITCH, LIMIT 2 CIRCUIT NO	1		
26-28					

26. Electrical section

FS900

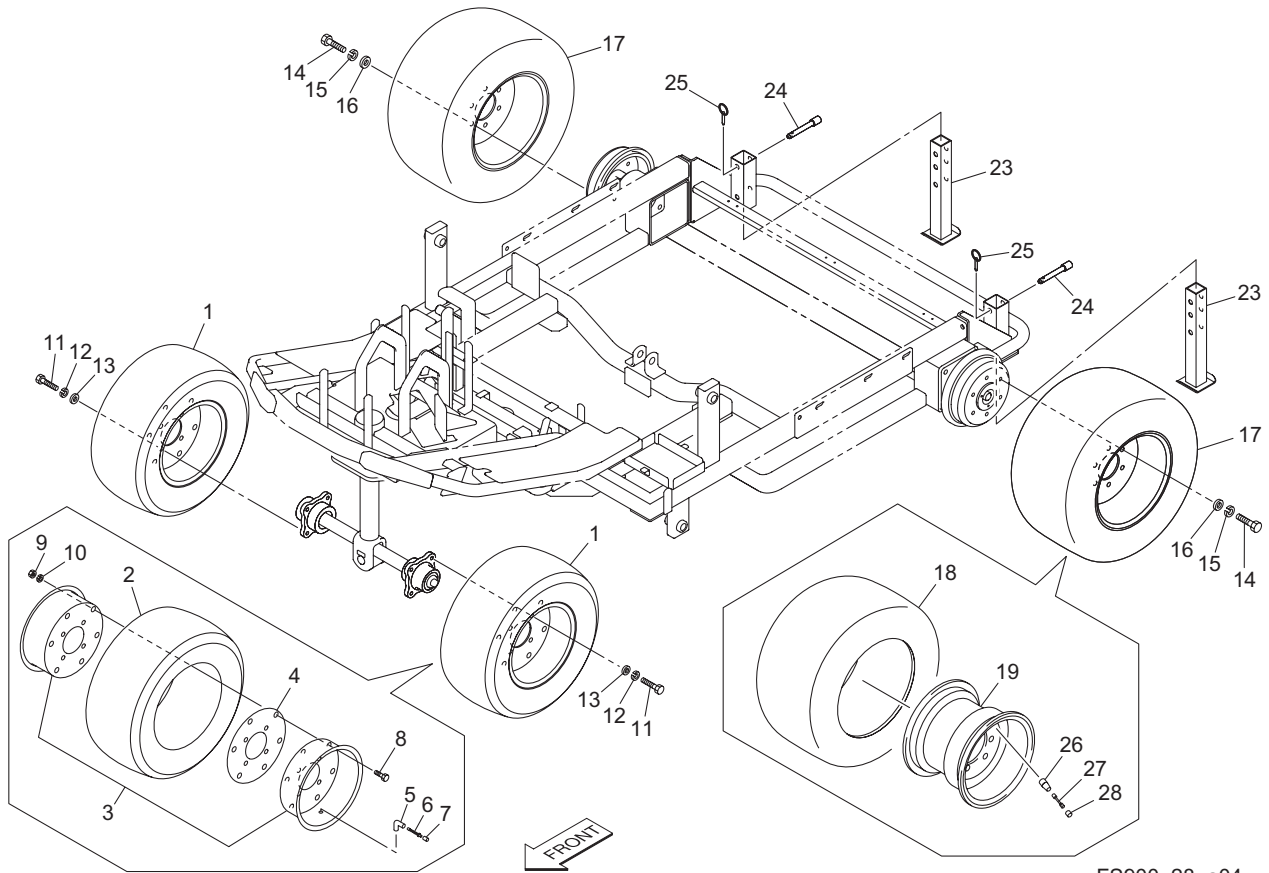


FS900_26_z05

Cat No.	Code No.	Part name	Qty	Remark	SN of application
26-29	K3720000050	SENSOR	1		
26-30	K0141060002	NUT, WING M6-3	2		
26-31	SP05---0105AD	CLAMPER, BATTERY	1		
26-32	K3600000030	BATTERY, FB5000-40B19L	1		
26-33	SP05---0106B2	SCREW, HOLDING BATTERY	2		
26-34	K4033000530	RUBBER, BATTERY MOUNT	1		
26-35	K3610000670	WIRE, BATTERY (+) 450	1		11005-11010
26-36	K3194103900	TUBE, CORRUGATED, 10-390	1		11005-11010
26-37					
26-38					
26-39	K3611000180	WIRE, TO EARTH 700	1		11005-11010
26-40	K1510000110	MAGNET, W/PLASTIC BASE	1		
26-41					
26-42	K3660000050-1	KEY, MAIN SWITCH	1		
26-43	FS900--0704A0	HARNESS, MAIN	1		
26-44					
26-45	K3611000680	WIRE, BATTERY (+) 400	1		11001-11004,11011-
26-46	K3194103400	TUBE, CORRUGATED, 10-340	1		11001-11004,11011-
26-47	K3612000090	TERMINAL, BATTERY (+) 4013-39-1	1		11001-11004,11011-
26-48	K3611000600	WIRE, TO EARTH 700	1		11001-11004,11011-
26-49	K3612000100	TERMINAL, BATTERY (-) 4013-39-1	1		11001-11004,11011-

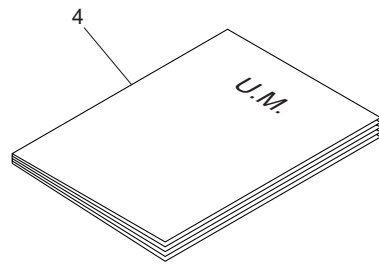
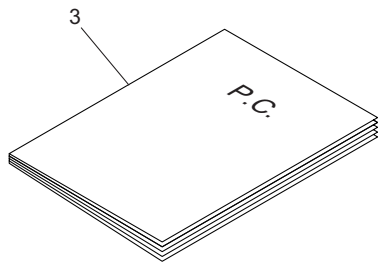
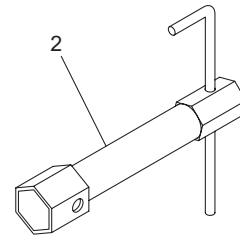
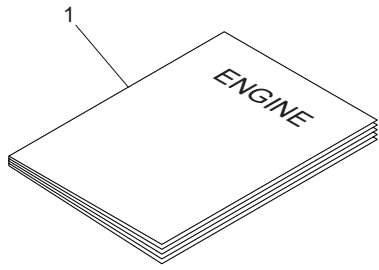
28. Rubber Tire section

FS900



FS900_28_a04

Cat No.	Code No.	Part name	Qty	Remark	SN of application
28-1	K2040000110	TIRE ASSY, SO 18*9.5-8	2		
28-2	K2041000030	TIRE, SO 18*9.5-8 2P	2		
28-3	K209000015L-SET	WHEEL SET, 7.00SP*8 (FOR 1 TIRE)	2		
28-4	K2095000010	PACKING, F-8P-D	2		
28-5	K2097000040	VALVE, RIM PVR70	2		
28-6	K2092000020	CORE, VALVE NO.9000	2		
28-7	K2093000010	CAP, VALVE	2		
28-8	K0000080152	BOLT, M8-15	12		
28-9	K0100080002	NUT, M8	12		
28-10	K0200080002	WASHER, SPRING M8	12		
28-11	K0010100302	BOLT, HT M10-30	8		
28-12	K0200100002	WASHER, SPRING M10	24		
28-13	K5000100002	WASHER, M10	8		
28-14	K0011120302	BOLT, HT P1.5 M12-30	12		
28-15	K0200120002	WASHER, SPRING M12	12		
28-16	K5000120002	WASHER, M12	12		
28a-17	K2040001080	TIRE ASSY, 20*10.00*10	2		
28-18	K2041000440	TIRE, 20*10.00*10 4PR TL	2		
28a-19	K209000091L	WHEEL, 10*8.0	2		
28a-20					
28-21	K0000100202	BOLT, M10-20	16		
28-22	K0100100002	NUT, M10	16		
28-23	FS900--0108ZR	STAND	2		
28-24	K6062000042	PIN, FOR HITCH 13-93	2		
28-25	K6061060002	PIN, CLIP M6	2		
28a-26	K2097000010	VALVE, RIM TR413	2		
28a-27	K2092000010	CORE, VALVE NO.8000	2		
28a-28	K2093000010	CAP, VALVE	2		

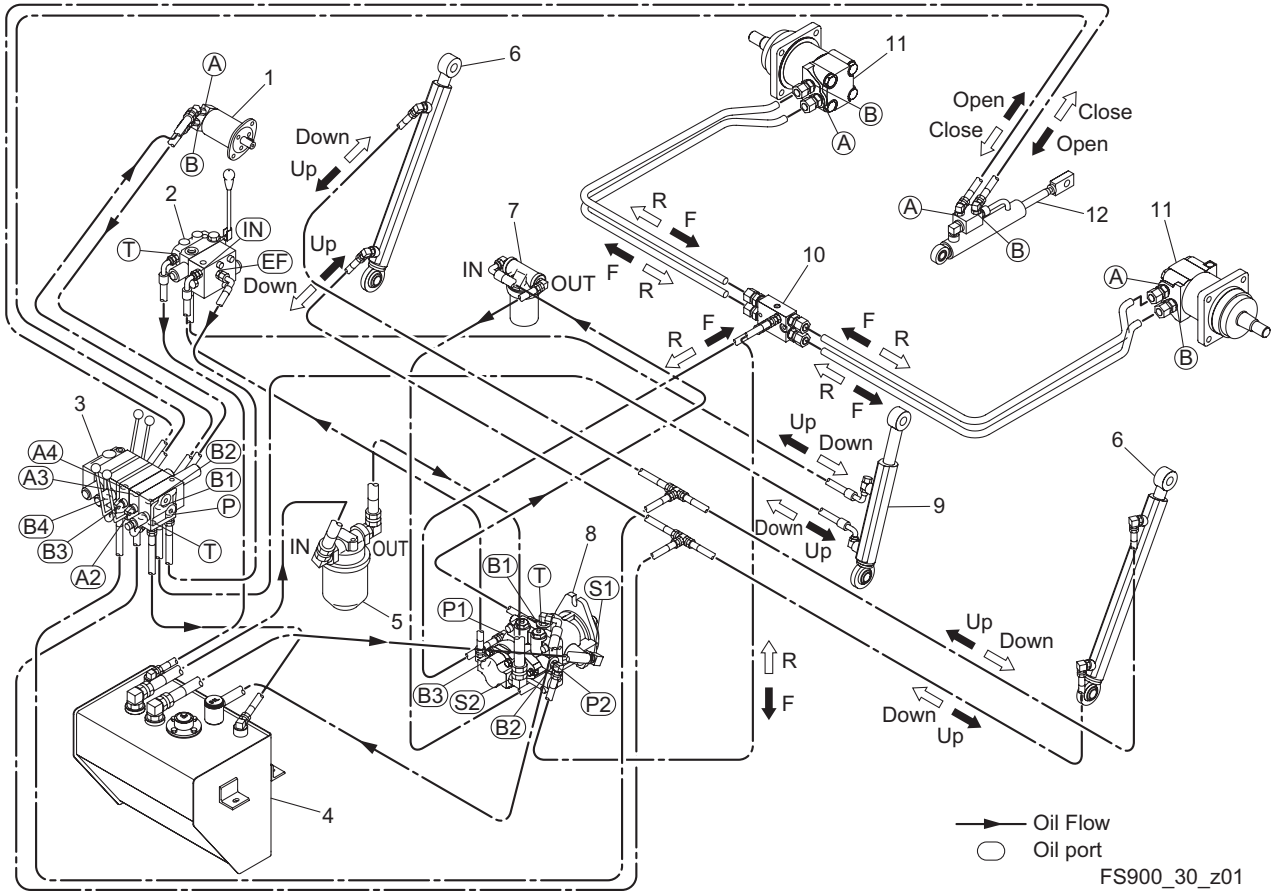


FS900_29_z01

Cat No.	Code No.	Part name	Qty	Remark	SN of application
29-1	750108-7	OPERATION MANUAL, BRIGGS ENGINE	1		
29-2	K4817000020	WRENCH, PLUG 5/8-70	1		
29b-3	750103-140-B	PARTS CATALOG, FS900	1		
29b-4	750103-140-A	OWNERS OPERATION MANUAL, FS900	1		

30. Hydraulic Circuit

FS900



FS900_30_z01

Cat No.	Code No.	Part name	Qty	Remark	SN of application
30-1	MS300--0409Z0	MOTOR, ORBIT J-20EBD	1		
30-2	K3303000040	VALVE, STACK FRV	1		
30-3	K3300000200	VALVE, STACK	1		
30-4	FS900--0401AD-Y	TANK, HYDRAULIC	1		
30-5	K3412000020	FILTER, CARTRIDGE SP08-100-03	1		
30-6	K3213000270	CYLINDER, DOUBLE ACTING 40-313-498	2		
30-7	K3412000080	FILTER, CARTRIDGE DT-04A-10X	1		
30-8	K3241000180	PUMP, PISTON PSV-16AHG-2	1		
30-9	K3213000330	CYLINDER, DOUBLE ACTING 40-137-370	1		
30-10	K6090000462-Y	FITTING, CONNECTING HYDRAULIC PARTS	1		
30-11	K3291000130	MOTOR, ORBIT 2-160BS4S-E341	2		
30-12	K3213000340	CYLINDER, DOUBLE ACTING 30-213-395S	1		
30-13					

MEMO

BARONESS[®]
Quality on Demand

 **KYOEISHA CO., LTD.**
Head Office 1-26, Miyuki-cho, Toyokawa-city, Tel :+81-533-84-1390
Aichi-pref, 442-8530 JAPAN Fax :+81-533-84-1220